

Las Animas School District RE-1  
Auditor's Report and Financial Statements  
June 30, 2025


**Las Animas School District RE-1  
Table of Contents  
June 30, 2025**

Report of Independent Certified Public Accountant	1
<b>Basic Financial Statements:</b>	
Government-Wide Financial Statements:	
Statement of Net Position	4
Statement of Activities	5
Governmental Fund Financial Statements:	
Balance Sheet	6
Reconciliation of the Governmental Fund Balances to the Statement of Net Position	7
Statement of Revenues, Expenditures, and Changes in Fund Balances	8
Reconciliation of the Statement of Revenues, Expenditures and Changes in Fund Balances of Governmental Funds to the Statement of Activities	9
Notes to the Financial Statements	10
<b>Required Supplementary Information:</b>	
Schedules of Revenues, Expenditures and Changes in Fund Balance - Budget & Actual Major Funds:	
General Fund	34
Title Programs Fund	35
Schedule of the District's Proportionate Share of the Net Pension Liability	36
Schedule of the District's Proportionate Share of the Net OPEB Liability	37
Schedule of Contributions and Related Ratios Pension	38
Schedule of Contributions and Related Ratios OPEB	39
<b>Supplementary Information:</b>	
Balance Sheet – Other Governmental Funds	40
Statement of Revenues, Expenditures, and Changes Fund Balances – Other Governmental Funds	41
Schedules of Revenues, Expenditures and Changes in Fund Balance- Budget & Actual Other Governmental Funds:	
Capital Projects Fund	42
Food Service Fund	43
Debt Service Fund	44
School Activity Fund	45

**Las Animas School District RE-1  
Table of Contents  
June 30, 2025**

**(CONTINUED)**

Auditor’s Integrity Report	46
Report on Internal Control over Financial Reporting and on Compliance and Other Matters Based on an Audit of Financial Statements Performed in Accordance with <i>Government Auditing Standards</i>	47
Schedule of Expenditures of Federal Awards	49
Report on Compliance for Each Major Federal Program and Report on Internal Control over Compliance in Accordance with the Uniform Guidance	50
Schedule of Findings and Questions Costs	53



*Independent Auditor's Report*

Board of Education  
Las Animas School District RE-1

**Report on the Audit of the Financial Statements**

*Opinions*

We have audited the financial statements of the governmental activities, each major fund, and the aggregate remaining fund information of the Las Animas School District RE-1, as of and for the year ended June 30, 2025, and the related notes to the financial statements, which collectively comprise Las Animas School District RE-1's basic financial statements as listed in the table of contents.

In our opinion, the accompanying financial statements present fairly, in all material respects, the respective financial position of the governmental activities, the business-type activities, the aggregate discretely presented component units, each major fund, and the aggregate remaining fund information of Las Animas School District RE-1], as of June 30, 2025, and the respective changes in financial position for the year then ended in accordance with accounting principles generally accepted in the United States of America.

*Basis for Opinions*

We conducted our audit in accordance with auditing standards generally accepted in the United States of America (GAAS) and the standards applicable to financial audits contained in *Government Auditing Standards*, issued by the Comptroller General of the United States. Our responsibilities under those standards are further described in the Auditor's Responsibilities for the Audit of the Financial Statements section of our report. We are required to be independent of Las Animas School District RE-1, and to meet our other ethical responsibilities, in accordance with the relevant ethical requirements relating to our audit. We believe that the audit evidence we have obtained is sufficient and appropriate to provide a basis for our audit opinions.

*Responsibilities of Management for the Financial Statements*

Management is responsible for the preparation and fair presentation of the financial statements in accordance with accounting principles generally accepted in the United States of America, and for the design, implementation, and maintenance of internal control relevant to the preparation and fair presentation of financial statements that are free from material misstatement, whether due to fraud or error.

*rfarmer, llc*

*a certified<sup>1</sup> public accounting and consulting firm*

---

*po box 1173 122 north main street lamar, colorado 81052 719.336.7428 719.336.2982*

In preparing the financial statements, management is required to evaluate whether there are conditions or events, considered in the aggregate, that raise substantial doubt about the Las Animas School District RE-1's ability to continue as a going concern for twelve months beyond the financial statement date, including any currently known information that may raise substantial doubt shortly thereafter.

### ***Auditor's Responsibilities for the Audit of the Financial Statements***

Our objectives are to obtain reasonable assurance about whether the financial statements as a whole are free from material misstatement, whether due to fraud or error, and to issue an auditor's report that includes our opinions. Reasonable assurance is a high level of assurance but is not absolute assurance and therefore is not a guarantee that an audit conducted in accordance with GAAS and *Government Auditing Standards* will always detect a material misstatement when it exists. The risk of not detecting a material misstatement resulting from fraud is higher than for one resulting from error, as fraud may involve collusion, forgery, intentional omissions, misrepresentations, or the override of internal control. Misstatements are considered material if there is a substantial likelihood that, individually or in the aggregate, they would influence the judgment made by a reasonable user based on the financial statements.

In performing an audit in accordance with GAAS and *Government Auditing Standards*, we:

- Exercise professional judgment and maintain professional skepticism throughout the audit.
- Identify and assess the risks of material misstatement of the financial statements, whether due to fraud or error, and design and perform audit procedures responsive to those risks. Such procedures include examining, on a test basis, evidence regarding the amounts and disclosures in the financial statements.
- Obtain an understanding of internal control relevant to the audit in order to design audit procedures that are appropriate in the circumstances, but not for the purpose of expressing an opinion on the effectiveness of the Las Animas School District RE-1's internal control. Accordingly, no such opinion is expressed.
- Evaluate the appropriateness of accounting policies used and the reasonableness of significant accounting estimates made by management, as well as evaluate the overall presentation of the financial statements.
- Conclude whether, in our judgment, there are conditions or events, considered in the aggregate, that raise substantial doubt about the Las Animas School District RE-1's ability to continue as a going concern for a reasonable period of time.

We are required to communicate with those charged with governance regarding, among other matters, the planned scope and timing of the audit, significant audit findings, and certain internal control-related matters that we identified during the audit.

### ***Required Supplementary Information***

Accounting principles generally accepted in the United States of America require that the management's discussion and analysis and budgetary comparison information presented on pages 35-40 be presented to supplement the basic financial statements. Such information is the responsibility of management and, although not a part of the basic financial statements, is required by the Governmental Accounting Standards Board who considers it to be an essential part of financial reporting for placing the basic financial statements in an appropriate operational, economic, or historical context. We have applied

certain limited procedures to the required supplementary information in accordance with auditing standards generally accepted in the United States of America, which consisted of inquiries of management about the methods of preparing the information and comparing the information for consistency with management's responses to our inquiries, the basic financial statements, and other knowledge we obtained during our audit of the basic financial statements. We do not express an opinion or provide any assurance on the information because the limited procedures do not provide us with sufficient evidence to express an opinion or provide any assurance.

Management has elected to omit the management's discussion and analysis. The omission of this information does not affect our opinion on the basic financial statements.

### ***Supplementary Information***

Our audit was conducted for the purpose of forming opinions on the financial statements that collectively comprise Las Animas School District RE-1's basic financial statements. The accompanying supplementary information on pages 40 through 53 and schedule of expenditures of federal awards, as required by Title 2 U.S. Code of Federal Regulations Part 200, Uniform Administrative Requirements, Cost Principles, and Audit Requirements for Federal Awards are presented for purposes of additional analysis and are not a required part of the basic financial statements. Such information is the responsibility of management and was derived from and relates directly to the underlying accounting and other records used to prepare the basic financial statements. The information has been subjected to the auditing procedures applied in the audit of the basic financial statements and certain additional procedures, including comparing and reconciling such information directly to the underlying accounting and other records used to prepare the basic financial statements or to the basic financial statements themselves, and other additional procedures in accordance with auditing standards generally accepted in the United States of America. In our opinion, the identify accompanying supplementary information is fairly stated, in all material respects, in relation to the basic financial statements as a whole.

### ***Other Reporting Required by Government Auditing Standards***

In accordance with *Government Auditing Standards*, we have also issued our report dated January 29, 2026 on our consideration of Las Animas School District RE-1's internal control over financial reporting and on our tests of its compliance with certain provisions of laws, regulations, contracts, and grant agreements and other matters. The purpose of that report is solely to describe the scope of our testing of internal control over financial reporting and compliance and the results of that testing, and not to provide an opinion on the effectiveness of Las Animas School District RE-1's internal control over financial reporting or on compliance. That report is an integral part of an audit performed in accordance with *Government Auditing Standards* in considering Las Animas School District RE-1's internal control over financial reporting and compliance.

***rfarmer, llc***  
January 29, 2026

## **Basic Financial Statements**

**Las Animas School District RE-1**  
**Statement of Net Position**  
**June 30, 2025**

	<b>Governmental Activities --Total</b>
<b>ASSETS</b>	
Cash and equivalents	\$ 5,981,612
Property taxes receivable	54,347
Receivables	505,353
Internal balances	(123,685)
Inventories	2,235
Prepaid Expenses	32,765
Capital Assets:	
Land	69,922
Transportation equipment	1,128,998
Buildings and site improvements	18,755,513
Equipment-Other and food service	269,611
Less: Accumulated depreciation	(11,854,210)
Total Capital Assets	8,369,834
<b>DEFERRED OUTFLOWS OF RESOURCES</b>	
Pension Plan	4,293,268
OPEB	39,817
Total Assets and Deferrals	19,155,546
<b>LIABILITIES</b>	
Accounts payable and accrued expenses	1,474,387
Unearned Revenues	150,520
Due in more than one year:	
Net Pension Liability	14,341,860
Net OPEB Liability	277,494
Total liabilities	16,244,261
<b>DEFERRED INFLOWS OF RESOURCES</b>	
Pension	2,282,817
OPEB	149,816
Total Deferred Inflows	2,432,633
<b>NET POSITION</b>	
Net investment in capital assets	8,588,476
Restricted:	
Debt Service	73,548
Capital projects	337,867
TABOR and CPP	359,144
Unrestricted	(8,880,383)
Total net position	\$ 478,652

The accompanying notes to financial statements  
are an integral part of these statements.

**Las Animas School District RE-1  
Statement of Activities  
For the Year Ended June 30, 2025**

Primary government	Program Revenue			Net (Expense) Revenue and Changes in Net Position Primary Government
	Expenses	Charges for Services	Operating Grants and Contributions	Governmental Activities
Governmental Activities				
Instructional Services	\$ 11,104,391	\$ 11,430	\$ 660,246	\$ (10,432,715)
Students	9,326	-	-	(9,326)
District Administration	1,906	-	-	(1,906)
School Administration	620,976	-	-	(620,976)
Business	82,653	-	-	(82,653)
Operations & Maintenance of Facilities	107,222	-	-	(107,222)
Transportation	89,997	-	-	(89,997)
Central Support	835,279	206,052	27,540	(601,687)
Food Service	509,628	6,745	251,284	(251,599)
Operation of Noninstructional Services:				
Athletic & Activity Programs	379,140	-	-	(379,140)
Total governmental activities	13,740,518	224,227	939,070	(12,577,221)
Total primary government	13,740,518	224,227	939,070	(12,577,221)
<b>General revenues:</b>				
Taxes:				
Property taxes, levied for general purposes				\$ 1,662,835
Specific ownership, general				150,205
State & federal aid not restricted to specific functions:				
State equalization/Per pupil revenue				9,192,617
Unrestricted investment earnings				77,299
Miscellaneous				894,043
Changes in PERA and OPEB assumptions				2,551,912
Transfers				390,000
Total general revenues, special items, and transfers				14,918,911
Change in net assets				2,341,690
Net position - beginning				(1,863,038)
Net position - ending				\$ 478,652

The accompanying notes to financial statements  
are an integral part of these statements.

**Las Animas School District RE-1**  
**Balance Sheet**  
**Governmental Funds**  
**June 30, 2025**

	<u>General</u>	<u>Title Programs</u>	<u>Capital Projects Capital Reserves</u>	<u>Other Governmental Funds</u>	<u>Total Governmental Funds</u>
<b>ASSETS</b>					
Cash and cash equivalents	\$5,449,103	\$(134,763)	\$ 369,225	\$ 298,044	\$ 5,981,609
Taxes receivable, net	54,347	-	-	-	54,347
Other receivables	39,521	444,377	-	21,456	505,354
Inventories	-	-	-	2,235	2,235
Prepaid expenses	32,765	-	-	-	32,765
Total assets	<u>5,575,736</u>	<u>309,614</u>	<u>369,225</u>	<u>321,735</u>	<u>6,576,310</u>
<b>LIABILITIES AND FUND BALANCES</b>					
<b>Liabilities:</b>					
Accounts payable	1,236,494	148,271	-	64,084	1,448,849
Due to other funds	-	123,685	-	-	123,685
Unearned revenue	40,953	135,105	-	-	176,058
Total liabilities	<u>1,277,447</u>	<u>407,061</u>	<u>-</u>	<u>64,084</u>	<u>1,748,592</u>
<b>Fund balances:</b>					
Non-spendable inventory	-	-	-	2,235	2,235
Non-spendable prepaid expenses	32,765	-	-	-	32,765
Committed capital projects funds	-	-	369,225	-	369,225
Restricted-TABOR and CPP	359,144	-	-	-	359,144
Unassigned	3,906,380	(97,447)	-	-	3,808,933
Assigned, reported in non-major:					
Special revenue funds	-	-	-	255,416	255,416
Total fund balances	<u>4,298,289</u>	<u>(97,447)</u>	<u>369,225</u>	<u>257,651</u>	<u>4,827,718</u>
Total liabilities and fund balances	<u>\$5,575,736</u>	<u>\$ 309,614</u>	<u>\$ 369,225</u>	<u>\$ 321,735</u>	<u>\$ 6,576,310</u>

The accompanying notes to financial statements  
are an integral part of these statements.

**Las Animas School District RE-1**  
**Reconciliation of the Governmental Funds Balance Sheet to the Statement of Net Position**  
**June 30, 2025**

Total fund balance, governmental funds	\$	4,827,718
<p>Amounts reported for governmental activities in the Statement of Net Position are different because:</p>		
<p>Capital assets used in governmental activities are not current financial resources and therefore are not reported in this fund financial statement, but are reported in the governmental activities of the Statement of Net Position.</p>		8,369,834
<p>Certain other long-term assets are not available to pay current period expenditures and therefore are not reported in this fund financial statement, but are reported in the governmental activities of the Statement of Net Position: Pension Plan Deferred Outflow</p>		4,333,085
<p>Some liabilities, (such as Notes Payable, Long-term Compensated Absences, Net Pension Liability, Pension Differences-Deferred Outflow and Bonds Payable ), are not due and payable in the current period and are not included in the fund financial statement, but are included in the governmental activities of the Statement of Net Position.</p>		(17,051,985)
Net Position of Governmental Activities in the Statement of Net Position	\$	<u>478,652</u>

The accompanying notes to financial statements  
are an integral part of these statements.

**Las Animas School District RE-1**  
**Statement of Revenues, Expenditures and Changes in Fund Balances**  
**Governmental Funds**  
**For the Year Ended June 30, 2025**

	<u>General</u>	<u>Title Programs</u>	<u>Debt Service</u>	<u>Capital Projects Capital Reserves</u>	<u>Other Governmental Funds</u>	<u>Total Governmental Funds</u>
<b>REVENUES</b>						
Property Taxes	\$ 1,662,835	\$ -	\$ -	\$ -	\$ -	\$ 1,662,835
SO Tax	150,205	-	-	-	-	150,205
Other Local Sources	777,690	-	-	-	247	777,937
State Aid	10,119,026	-	-	-	-	10,119,026
Charges for services	206,052	-	-	-	26,168	232,220
Earnings on Investments	77,299	-	-	-	-	77,299
Federal Aid	-	954,424	-	-	231,860	1,186,284
Donations and Grants	27,688	-	-	-	-	27,688
Total revenues	<u>13,020,795</u>	<u>954,424</u>	<u>-</u>	<u>-</u>	<u>258,275</u>	<u>14,233,494</u>
<b>EXPENDITURES</b>						
Instructional:						
Instructional Services	5,845,922	643,160	-	-	-	6,489,082
Support Services:						
Students	1,406,818	-	-	-	-	1,406,818
Instructional Staff	185,347	337,700	-	-	-	523,047
District Administration	326,231	-	-	-	-	326,231
School Administration	949,033	-	-	-	-	949,033
Business	577,050	-	-	-	-	577,050
Operations & Maintenance	1,249,938	-	-	-	-	1,249,938
Transportation	282,631	-	-	-	-	282,631
Central	607,818	-	-	218,642	-	826,460
Food Service	5,400	-	-	-	501,538	506,938
Total Instructional & Support	<u>11,436,188</u>	<u>980,860</u>	<u>-</u>	<u>218,642</u>	<u>501,538</u>	<u>13,137,228</u>
Non-Instructional Services:						
Athletic & Activity Programs	-	-	-	-	379,140	379,140
Total Expenditures	<u>11,436,188</u>	<u>980,860</u>	<u>-</u>	<u>218,642</u>	<u>880,678</u>	<u>13,516,368</u>
Excess (deficiency) of revenues over expenditures	<u>1,584,607</u>	<u>(26,436)</u>	<u>-</u>	<u>(218,642)</u>	<u>(622,403)</u>	<u>717,126</u>
<b>OTHER FINANCING SOURCES (USES)</b>						
Transfers in	73,548	-	-	250,000	632,079	955,627
Transfers out	(882,079)	-	(73,548)	-	-	(955,627)
Total other financing sources uses	<u>(808,531)</u>	<u>-</u>	<u>(73,548)</u>	<u>250,000</u>	<u>632,079</u>	<u>-</u>
<b>SPECIAL ITEM</b>						
Net change in fund balances	776,076	(26,436)	(73,548)	31,358	9,676	717,126
Fund balances - beginning	3,522,213	(71,011)	73,548	337,867	247,975	4,110,592
Fund balances - ending	<u>\$ 4,298,289</u>	<u>\$ (97,447)</u>	<u>\$ -</u>	<u>\$ 369,225</u>	<u>\$ 257,651</u>	<u>\$ 4,827,718</u>

The accompanying notes to financial statements  
are an integral part of these statements.

**Las Animas School District RE-1**  
**Reconciliation of the Statement of Revenues, Expenditures, and Changes in Fund Balances of**  
**For the Year Ended June 30, 2025**

Net change in fund balances - total governmental funds: \$ 717,126

Amounts reported for Governmental Activities in the Statement of Activities are different because:

Governmental funds report outlays for capital assets as expenditures because such outlays use current financial resources. In contrast, the Statement of Activities reports only a portion of the outlay as expense. The outlay is allocated over the assets' estimated useful lives as depreciation expense for the period.

This is the amount by which capital outlay of \$0 is less than depreciation of \$927,350 in the current period. (927,350)

Net difference between PERA pension and OPEB actual expense and contributions 2,551,914

Change in net position of governmental activities \$ 2,341,690

The accompanying notes to financial statements  
are an integral part of these statements.

**Las Animas School District Number RE-1**  
**Notes to Basic Financial Statements**  
**June 30, 2025**

**Note 1      Summary of Significant Accounting Policies**

The accounting policies of the Las Animas School District Number RE-1 (the “District”) conform to generally accepted accounting principles as applicable to governmental units. The following is a summary of the more significant policies.

The District operates under an elected Board of Education with five members.

The District is the lowest level of government, which is considered to be financially accountable over all activities related to public school education in Las Animas School District Number RE-1. The District received funding from local, state, and federal government sources and must comply within the requirements of these funding source entities. The Board of Education members are elected by the public and have decision-making authority, the power to designate management, the ability to significantly influence operations and primary accountability for fiscal matters.

**Reporting Entity**

Governmental Accounting Standards Board (GASB) Statement No. 14 (as amended), “*The Financial Reporting Entity*” (GASB) describes the financial reporting entity as it relates to governmental accounting. According to this Statement, the financial reporting entity consists of a) the primary government, b) organizations for which the primary government is financially accountable, and c) other organizations whose exclusion from the reporting entity’s financial statements would cause those statements to be misleading or incomplete. Any organizations that can be described by these last two items are included with the primary government in the financial statements as component units.

This District is not included in any other governmental “reporting entity” as defined in GASB No. 14 and related amendments and does not include any other component unit as part of its “reporting entity”. As required by accounting principles generally accepted in the USA, these basic financial statements present the District’s financial position.

**Government-Wide and Fund Financial Statements**

The Government-wide financial statements (i.e., the statement of net position and the statement of activities) report information on all of the nonfiduciary activities of the district. For the most part, the effect of interfund activity has been removed from these statements. Governmental activities, which normally are supported by taxes and intergovernmental revenues, are reported separately from business-type activities, which rely to a significant extent on fees and charges for support.

The statement of activities demonstrates the degree to which the direct expenses of a given function or segment are offset by program revenues. Direct expenses are those that are clearly identifiable with a specific function. Program revenues include 1) charges to customers or applicants who purchase, use, or directly benefit from goods, services, or privileges provided by a given function and 2) grants and contributions that are restricted to meeting the operational or

capital requirements of a particular function. Taxes and other items not properly included among program revenues are reported instead as general revenues.

Financial statements are provided for the governmental funds. Major individual governmental funds include the General Fund, Bond Redemption Debt Service Fund, and Capital Project Capital Reserves Fund, and Title Programs Fund.

#### Measurement Focus, Basis of Accounting, and Financial Statement Presentation

The accounting and financial reporting treatment applied to a fund is determined by its measurement focus. The government-wide financial statements are presented using the economic resources measurement focus. Property taxes are recognized as revenues in the year the taxes are received. Grants and similar items are recognized as revenues as soon as all eligibility requirements, imposed by the provider, have been met.

As a general rule, the effect of interfund activity has been eliminated from the government-wide financial statements.

Governmental fund financial statements are reported using the current financial resources measurement focus and the modified accrual basis of accounting. With this measurement focus, operating statements present increases and decreases in net current assets and unreserved fund balance as a measure of available spendable resources. This means that only current liabilities are generally included on their balance sheets.

Amounts reported as program revenues included 1) charges to customers or applicants for goods, services, or privileges provided 2) operating grants and contributions, and 3) capital grants and contributions, including special assessments. Internally dedicated resources are reported as general revenues rather than as program revenues. Likewise, general revenues include all taxes.

All governmental fund types use the modified accrual basis of accounting. Revenues are recognized as soon as they are both measurable and available. "Measurable" means the amount of the transaction can be determined and "available" means collectible within the current period, or soon enough thereafter, to pay liabilities of the current period. Revenues are considered to be available if collected within 60 days after year-end.

Property taxes are reported as receivables and deferred inflows when levied and as revenues when due for collection in the following year and determined to be available.

Grants and entitlement revenues are recognized when compliance with matching requirements is met. A receivable is established when the related expenditures exceed revenue receipts.

Expenditures are recorded when the related fund liability is incurred with the exception of general obligation and capital lease debt service which is recognized when due and certain accrued sick and personal pay which are accounted for as expenditures when expected to be liquidated with expendable available financial resources.

#### Fund Accounting

The accounts of the District are organized on the basis of funds, each of which is considered to be a separate accounting entity. The operations of each fund are accounted for with a separate set of self-balancing accounts that comprise its assets, liabilities, deferred inflows/outflows, fund equity, revenues and expenditures, or expenses, as appropriate. Resources are allocated to and accounted for in individual funds based upon the purposes for which they are to be spent and the

means by which spending activities are controlled. The major funds presented in the accompanying basic financial statements are as follows.

*Major Governmental Funds:*

1. General Fund – the general operating fund of the District; used to account for all resources that are not required legally or by sound financial management to be accounted for in another fund.
2. Title Programs Fund – used to account for the proceeds of specific revenue sources that are legally restricted to expenditures for specified purposes. The revenues include federal funds received for specific programs.
3. Bond Redemption Debt Service Fund – used to account for long-term debt payments.
4. Capital Projects Capital Reserves Fund – used to account for bond proceeds, grants, and other sources for capital expenditures on a designated project.

Cash and Investments

Cash represents amounts on deposit with financial institutions or held by the District. The District is allowed to invest in the following types of investments: short-term certificates of deposit, repurchase agreements, money market deposit accounts, mutual funds, government pools, other investments authorized by Colorado Revised Statutes, and U.S. Treasury Obligations.

Receivables

Property taxes levied in 2024 but uncollected in 2025 are identified as property taxes receivable, if material. Receivables are present net of an allowance for uncollectible taxes. Program grants are recorded as receivables and revenues at the time reimbursable project costs are incurred.

Inventories

Materials and supplies inventories are stated at cost. Inventories recorded in the Food Services Fund consist of purchased and donated commodities. Purchased inventories are stated at cost. Donated inventories, if any, received at no cost under a program supported by the Federal Government, are recorded at their estimated fair value at the date of receipt.

Capital Assets

Capital assets, which include property, vehicles, and equipment, are utilized for general District operations, and are capitalized at actual or estimated cost. Donations of such assets are recorded at estimated fair value at the time of donation. Capital assets are reported in the government-wide financial statements.

Maintenance, repairs, and minor renovations are recorded as expenditures when incurred. Major additions and improvements are capitalized. When assets used in the operation of the governmental fund types are sold, the proceeds of the sale are recorded as revenues in the appropriate fund. The District does not capitalize interest on the construction of capital assets in governmental funds.

The monetary threshold for capitalization of assets is \$5,000. The District's capital assets are depreciated using the straight-line method over the estimated useful lives of the fixed assets (5-50 years). Depreciation of all capital assets is charged as an expense against their operations. Depreciation is recorded in the year of acquisition.

### Deferred Outflows/Inflows of Resources

In addition to assets, the statement of financial position and the balance sheet will sometimes report a separate section for deferred outflows of resources. This separate financial statement element, deferred outflows of resources, represents a consumption of net position that applies to a future period(s) and so will not be recognized as an outflow of resources (expense/expenditure) until then.

In addition to liabilities, the statement of financial position and governmental balance sheet will sometimes report a separate section for deferred inflows of resources. This separate financial statement element, deferred inflows of resources, represents an acquisition of net position that applies to a future period(s) and so will not be recognized as an inflow of resources (revenue) until that time.

### Long-Term Obligations

In the government-wide financial statements, long-term debt and other long-term obligations are reported as liabilities in the applicable government activities statement of net position. The District records long-term debt of governmental funds at the face value. The District's general obligation bonds are serviced from property taxes and other revenues of the Debt Service Fund. Leases are serviced from property taxes and other revenues of the General Fund and Capital Reserve Capital Projects Fund. The long-term accumulated unpaid accrued sick leave is serviced from property taxes and other revenues by the respective fund type from future appropriations.

### Constitutional Amendment

In November 1992, Colorado voters approved Article X of the Colorado Constitution by adding Section 20, commonly known as the Taxpayer's Bill of Rights (TABOR). TABOR contains revenue, spending, tax, and debt limitations, which apply to the State of Colorado and local governments. It requires, with certain exceptions, advance voter approval for any new tax, tax rate increase, mill levy above that for the prior year, extension of an expiring tax, or tax policy change directly causing a net tax revenue gain to any entity.

In November of 1997, the registered voters approved a ballot resolution authorizing the District to collect, retain and expend (during 1995 and beyond) all revenues from any source provided that no property tax mill levy be increased, or any new tax imposed without the consent of the voters.

Except for refinancing bonded debt at a lower interest rate or adding new employees to existing pension plans, TABOR requires advance voter approval for the creation of any multiple-fiscal year debt or other financial obligation unless adequate present cash reserves are pledged irrevocably and held for payments in all future years. TABOR requires local governments to establish emergency reserves to be used for declared emergencies only. Emergencies, as defined by TABOR, exclude economic conditions, revenue shortfalls, or salary or fringe benefit increases. These reserves are required to be three percent or more of fiscal year spending (excluding bonded debt service and federal funds). As of June 30, 2025, the District reserved \$333,624 for this purpose.

Spending and revenue limits are determined based on the prior fiscal year's spending adjusted for inflation in the prior calendar year plus annual increases in funded student enrollment. Fiscal year spending is generally defined as expenditures and reserve increases with certain exceptions.

### Property Taxes

Under Colorado law, all property taxes are due and payable in the year following the year levied. The 2023-2024 property tax calendar for the District was as follows:

Levy Date	December 15, 2023
Lien Date	January 1, 2024
Tax Bills Mailed	January 1, 2024
First Installment Date	February 28, 2024
Second Installment Date	June 15, 2024
If Paid in Full, Due	April 30, 2024
Tax Sale – Delinquent Property Taxes	October 25, 2024

### Compensated Absences

The District has policies regarding vacation and sick pay benefits and the payment of accumulated amounts at separation from service. After 10 years of service and termination for reasons other than retirement, payment will be made for unused leave up to 12 days based on the average daily rate paid to the employee during their last 5 years. Employees eligible for retirement will be paid  $\frac{1}{4}$  of unused leave not to exceed 40 days at the average daily rate paid them during their last 5 years.

### Use of Estimates

The preparation of financial statements in conformity with generally accepted accounting principles requires management to make estimates and assumptions that affect the reported amounts of assets and liabilities and disclosure of contingent assets and liabilities at the date of the financial statements and the reported amounts of revenues and expenses during the reporting period. Actual results could differ from those estimates.

### Interest Expense

All interest expense has been reported as unallocated in the Government-wide financial statements. There was not any interest expense incurred during 2024-25.

### GASB Statement No. 54

The Government Accounting Standards Board (GASB) has issued Statement No. 54, Fund Balance Reporting and Governmental Fund Type Definitions (GASB 54). This statement defines the different types of fund balances that a governmental entity must use for financial reporting purposes.

GASB 54 requires the fund balance amounts to be properly reported within one of the fund balance categories listed below.

1. Nonspendable such as fund balances associated with inventories, prepaids, long-term loans and notes receivable, and property held for resale (unless the proceeds are restricted, committed, or assigned).
2. Restricted fund balance category includes amounts that can be spent only for the specific purposes stipulated by constitution, external resource providers, or through enabling legislation.
3. Committed fund balance classification includes amounts that can be used only for the specific purposes determined by a formal action of the School District Board of Directors (the District's highest level of decision-making authority).

4. Assigned fund balance classification is intended to be used by the government for specific purposes that do not meet the criteria to be classified as restricted or committed.
5. Unassigned fund balance is the residual classification for the government's general fund and includes all spendable amounts not contained in the other classifications.

#### Fund Balance Classification Policies and Procedures

##### *Committed Fund Balance Policy:*

The District's Committed Fund Balance is fund balance reporting required by the School Board, either because of a School Board Policy in the School Board Policy Manual, or because of motions that passed at School Board meetings.

##### *Assigned Fund Balance Policy:*

The District's Assigned Fund Balance is fund balance reporting occurring by School Board Administration authority, under the direction of the Director of Finance and Online Operations.

#### Order of Fund Balance Spending Policy

The District's policy is to apply expenditures against non-spendable fund balance, restricted fund balance, committed fund balance, assigned fund balance, and unassigned fund balance at the end of the fiscal year by adjusting journal entries.

First, non-spendable fund balances are determined. Then restricted fund balances for specific purposes are determined (not including non-spendable amounts). Then unrestricted fund balances are determined following the order of committed, assigned, and unassigned.

## **Note 2**

### **Reconciliation of Government-Wide and Fund Financial Statements**

The governmental funds balance sheet includes a reconciliation between *fund balances – total governmental funds* and *net position – governmental activities* as reported in the government-wide statement of net position. Additionally, the governmental fund statement of revenues, expenditures, and changes in fund balances includes a reconciliation between *net change in fund balances – total government funds* and *changes in net position of governmental activities* as reported in the government-wide statement of activities.

These reconciliations detail items that require adjustment to convert from the current resource measurement and modified accrual basis for governmental fund statements to the economic resources measurement and full accrual basis used for government-wide statements. However, certain items having no effect on measurement and basis were eliminated from the government fund statements during the consolidation of governmental activities.

## **Note 3**

### **Budgetary Information**

Revenues and expenditures are controlled by budgetary accounting systems in accordance with various legal requirements. The budgeted revenues and expenditures represent the original adopted budget as subsequently adjusted by the Board of Education in accordance with Colorado School Laws. Budgets are generally prepared on the same basis as that used for accounting purposes.

The District has set procedures to be followed in establishing the budgetary data reflected in the financial statements:

1. Prior to June 1, the Business Manager submits to the Board of Education a proposed operating budget for the fiscal year commencing the following July 1. The operating budget includes proposed expenditures and the means of financing them.
2. Public notices are released to obtain taxpayer comments.
3. Prior to June 30, the budget is legally enacted through passage of a resolution.
4. The Business Manager is authorized to transfer budgeted amounts between categories within any fund; however, any revisions that alter the total expenditures of any fund must be approved by the Board of Education.
5. Formal budgetary integration should be employed as a management control device during the year for all the funds.
6. Budgets for all the funds are adopted on a basis consistent with generally accepted accounting principles (GAAP).

All appropriations lapse at the end of each fiscal year. Authorization to transfer budgeted amounts between programs and/or departments within any fund and the reallocation of budget line items within any program and/or department rests with the Superintendent of Schools and may be delegated to an appropriate level of management. Revisions and/or supplemental appropriations that alter the total expenditures of any fund must be approved by the Board of Education.

Budgetary amounts reported in the accompanying basic financial statements are as originally adopted and amended by the Superintendent and/or the Board of Education throughout the year.

The Debt Service Fund overspent its budget which may be a violation of Colorado Revised Statutes.

**Note 4 Cash and Investments**

The Colorado Public Deposit Protection Act (PDPA) requires that all units of local government deposit cash in eligible public depositories, eligibility is determined by state regulators. Amounts on deposit in excess of federal insurance levels must be collateralized. The eligible collateral is determined by the PDPA. PDPA allows the institution to create a single collateral pool for all public funds. The pool is to be maintained by another institution or held in trust for all the uninsured public deposits as a group. The market value of the collateral must be at least equal to 102 percent of the uninsured deposits.

At year-end, the District's carrying balance were as follows:

	<u>Carrying Balance</u>
Insured Deposits (FDIC)	\$ 250,000
Uninsured, Collateralized under the Public Deposit Protection Act of the State of Colorado	5,728,164
Cash on Hand	875
Total Cash and Deposits	<u>\$ 5,979,039</u>

**Note 5 Capital Assets**

A summary of changes in capital assets is as follows:

	Governmental Activities			
	Beginning Balance	Additions	Deletions	Ending Balance
<b>Non-depreciable Assets:</b>				
Land	\$ 69,922	\$ -	\$ -	\$ 69,922
Construction in progress	-	-	-	-
<b>Total</b>	<u>69,922</u>	<u>-</u>	<u>-</u>	<u>69,922</u>
<b>Depreciable Assets:</b>				
Buildings	17,087,641	-	-	17,087,641
Site Improvements	1,667,872	-	-	1,667,872
Transportation Equipment	1,128,998	-	-	1,128,998
Other Equipment	191,341	-	-	191,341
Food Service Equipment	78,270	-	-	78,270
<b>Total</b>	<u>20,154,122</u>	<u>218,642</u>	<u>-</u>	<u>20,154,122</u>
<b>Less: Accumulated Depreciation</b>				
Buildings	(9,304,920)	(743,271)	-	(10,048,191)
Site Improvements	(704,642)	(73,786)	-	(778,428)
Transportation Equipment	(736,216)	(89,997)	-	(826,213)
Other Equipment	(116,326)	(16,778)	-	(133,104)
Food Service Equipment	(64,756)	(3,518)	-	(68,274)
<b>Total</b>	<u>(10,926,860)</u>	<u>(927,350)</u>	<u>-</u>	<u>(11,854,210)</u>
<b>Total Capital Assets</b>	<u>\$ 9,297,184</u>	<u>\$ (927,350)</u>	<u>\$ -</u>	<u>\$ 8,369,834</u>

Depreciation expense was charged to functions/programs of the primary government as follows:

Instruction	\$ 743,271
Operation and Maintenance	90,564
Transportation	89,997
Food Service	3,518
<b>Total Depreciation Expense</b>	<u>\$ 927,350</u>

**Note 6 Interfund Transactions**

	Transfer To Other Funds	Transfer From Other Funds
General Fund	\$ 882,079	\$ 73,548
Debt Service	73,548	-
Capital Projects	-	250,000
Food Service Fund	-	242,079
Athletic Fund	-	390,000
	\$ 955,627	\$ 955,627

Transfers were made in the normal course of operations to support funding needs.

**Note 7 Accrued Salaries and Benefits**

Salaries and benefits of certain contractually employed personnel are paid over a twelve-month period from September to August but are earned during a school year of approximately nine to ten months. The salaries and benefits earned, but unpaid, on June 30, 2025, are estimated to be \$1,184,586 and have been budgeted for payment during the following fiscal year. Accordingly, the accrued shares and benefits are reflected as a liability in the accompanying financial statements of the various funds.

**Note 8 Defined Benefit Pension Plan**

Summary of Significant Accounting Policies

*Pensions.* The District participates in the School Division Trust Fund (SCHDTF), a cost-sharing multiple-employer defined benefit pension plan administered by the Public Employees’ Retirement Association of Colorado (PERA). The net pension liability, deferred outflows of resources and deferred inflows of resources related to pensions, pension expense, information about the fiduciary net position (FNP) and additions to/deductions from the FNP of the SCHDTF have been determined using the economic resources measurement focus and the accrual basis of accounting. For this purpose, benefit payments (including refunds of employee contributions) are recognized when due and payable in accordance with the benefit terms. Investments are reported at fair value.

General Information about the Pension Plan

*Plan description.* Eligible employees of the District are provided with pensions through the SCHDTF—a cost-sharing multiple-employer defined benefit pension plan administered by PERA. Plan benefits are specified in Title 24, Article 51 of the Colorado Revised Statutes (C.R.S.), administrative rules set forth at 8 C.C.R. 1502-1, and applicable provisions of the federal Internal Revenue Code. Colorado State law provisions may be amended from time to time by the Colorado General Assembly. PERA issues a publicly available annual comprehensive financial report (ACFR) that can be obtained at [www.copera.org/investments/pera-financial-reports](http://www.copera.org/investments/pera-financial-reports).

*Benefits provided as of December 31, 2024.* PERA provides retirement, disability, and survivor benefits. Retirement benefits are determined by the amount of service credit earned and/or purchased, highest average salary, the benefit structure(s) under which the member retires, the benefit option selected at retirement, and age at retirement. Retirement eligibility is specified in tables set forth at C.R.S. § 24-51-602, 604, 1713, and 1714.

The lifetime retirement benefit for all eligible retiring employees under the PERA benefit structure is the greater of the:

- Highest average salary multiplied by 2.5% and then multiplied by years of service credit.
- The value of the retiring employee's member contribution account plus a 100% match on eligible amounts as of the retirement date. This amount is then annuitized into a monthly benefit based on life expectancy and other actuarial factors.

In all cases the service retirement benefit is limited to 100% of the highest average salary and cannot exceed the maximum benefit allowed by the federal Internal Revenue Code.

Members may elect to withdraw their member contribution accounts upon termination of employment with all PERA employers; waiving rights to any lifetime retirement benefits earned. If eligible, the member may receive a match of either 50% or 100% on eligible amounts depending on when contributions were remitted to PERA, the date employment was terminated, whether 5 years of service credit has been obtained and the benefit structure under which contributions were made.

Upon meeting certain criteria, benefit recipients who elect to receive a lifetime retirement benefit generally receive post-retirement cost-of-living adjustments, referred to as annual increases in the C.R.S. Subject to the automatic adjustment provision (AAP) under C.R.S. § 24-51-413, eligible benefit recipients under the PERA benefit structure who began membership before January 1, 2007, and all eligible benefit recipients of the DPS benefit structure will receive the maximum annual increase (AI) or AI cap of 1.00% unless adjusted by the AAP. Eligible benefit recipients under the PERA benefit structure who began membership on or after January 1, 2007, will receive the lesser of an annual increase of the 1.00% AI cap or the average increase of the Consumer Price Index for Urban Wage Earners and Clerical Workers for the prior calendar year, not to exceed a determined increase that would exhaust 10% of PERA's Annual Increase Reserve (AIR) for the SCHDTF. The AAP may raise or lower the aforementioned AI cap by up to 0.25% based on the parameters specified in C.R.S. § 24-51-413.

Disability benefits are available for eligible employees once they reach five years of earned service credit and are determined to meet the definition of disability. The disability benefit amount is based on the lifetime retirement benefit formula(s) shown above considering a minimum 20 years of service credit, if deemed disabled.

Survivor benefits are determined by several factors, which include the amount of earned service credit, highest average salary of the deceased, the benefit structure(s) under which service credit was obtained, and the qualified survivor(s) who will receive the benefits.

*Contributions provisions as of June 30, 2025:* Eligible employees of the District and the State are required to contribute to the SCHDTF at a rate set by Colorado statute. The contribution requirements for the SCHDTF are established under C.R.S. § 24-51-401, et seq. and § 24-51-413.

Eligible employees are required to contribute 11.00% of their PERA-includable salary during the period of July 1, 2024 through June 30, 2025. Employer contribution requirements are summarized in the table below:

	January 1, 2024 Through December 31, 2025
Employer contribution rate	11.40%
Amount of employer contribution apportioned to the Health Care Trust Fund as specified in C.R.S. § 24-51-208(1)(f)	(1.02%)
Amount apportioned to the SCHDTF	10.38%
Amortization Equalization Disbursement (AED) as specified in C.R.S. § 24-51-411	4.50%
Supplemental Amortization Equalization Disbursement (SAED) as specified in C.R.S. § 24-51-411	5.50%
Total employer contribution rate to the SCHDTF	20.38%
Contribution rates for the SCHDTF are expressed as a percentage of salary as defined in C.R.S. § 24-51-101(42)	

Employer contributions are recognized by the SCHDTF in the period in which the compensation becomes payable to the member and the District is statutorily committed to pay the contributions to the SCHDTF. Employer contributions recognized by the SCHDTF from the District were \$1,426,551 for the year ended June 30, 2025.

For purposes of GASB 68 paragraph 15, a circumstance exists in which a non-employer contributing entity is legally responsible for making contributions to the SCHDTF and is considered to meet the definition of a special funding situation. As specified in C.R.S. § 24-51-414, the State is required to contribute a \$225 million (actual dollars) direct distribution each year to PERA starting on July 1, 2018. For 2024, a portion of the direct distribution payment is allocated to the SCHDTF based on the proportionate amount of annual payroll of the SCHDTF to the total annual payroll of the SCHDTF, State Division Trust Fund, Judicial Trust Fund, and Denver Public Schools Division Trust Fund.

Pension Liabilities, Pension Expense, and Deferred Outflows of Resources and Deferred Inflows of Resources Related to Pensions

The net pension liability for the SCHDTF was measured as of December 31, 2024, and the total pension liability (TPL) used to calculate the net pension liability was determined by an actuarial valuation as of December 31, 2023. Standard update procedures were used to roll-forward the TPL to December 31, 2024. The District's proportion of the net pension liability was based on the District's contributions to the SCHDTF for the calendar year 2024 relative to the total contributions of participating employers and the State as a non-employer contributing entity.

On June 30, 2025, the District reported a liability of \$14,341,860 for its proportionate share of the net pension liability that reflected a reduction for support from the State as a non-employer contributing entity. The amount recognized by the District as its proportionate share of the net pension liability, the related support from the State as a nonemployer contributing entity, and the total portion of the net pension liability that was associated with the District were as follows:

The District's proportionate share of the net pension liability	\$ 14,341,860
The State's proportionate share of the net pension liability as a nonemployer contributing entity associated with the District	<u>1,288,126</u>
Total	<u>\$ 15,629,986</u>

On December 31, 2024, the District proportion was 0.09582893%, which was an immaterial decrease from its proportion measured as of December 31, 2023.

On June 30, 2025, the District reported deferred outflows of resources and deferred inflows of resources related to pensions from the following sources:

	Deferred Outflows of Resources	Deferred Inflows of Resources
Difference between expected and actual experience	\$ 885,102	\$ -
Changes of assumptions or other inputs	117,179	-
Net difference between projected and actual earnings on pension plan investments	2,577,712	2,282,817
Contributions subsequent to the measurement date	<u>713,275</u>	-
Total	<u>\$ 4,293,268</u>	<u>\$ 2,282,817</u>

\$713,275 reported as deferred outflows of resources related to pensions, resulting from contributions subsequent to the measurement date, will be recognized as a reduction of the net pension liability in the year ended June 30, 2026. Other amounts reported as deferred outflows of resources and deferred inflows of resources related to pensions will be recognized in pension expense as follows:

Year Ended June 30:		
2025	\$	832,804
2026		1,098,709
2027		(424,019)
2028		(210,318)
Thereafter	\$	-

*Actuarial assumptions.* The TPL in the December 31, 2023, actuarial valuation was determined using the following actuarial cost method, actuarial assumptions, and other inputs:

Actuarial cost method	Entry age
Price inflation	2.30%
Real wage growth	0.70%
Wage inflation	3.00%
Salary increases, including wage inflation:	3.40%-11.00%
Long-term investment rate of return, net of pension plan investment expenses, including price inflation	7.25%
Discount rate	7.25%
Post-retirement benefit increases:	
PERA benefit structure hired prior to 1/1/07	
And DPS benefit structure (compounded annually)	1.00%
PERA benefit structure hired after 12/31/06 <sup>1</sup>	Financed by AIR

<sup>1</sup>Post-retirement benefit increases are provided by the AIR, accounted separately within each Division Trust Fund, and subject to moneys being available; therefore, liabilities related to increases for members of these benefit tiers can never exceed available assets.

All mortality assumptions are developed on a benefit-weighted basis and apply generational mortality. Note that in all categories, displayed as follows, the mortality tables are generationally projected using scale MP-2019.

	Mortality Table	Adjustments, as Applicable
Pre-Retirement	PubT-2010 Employee	N/A
Post-Retirement (Retiree), Non-Disabled	PubT-2010 Healthy Retiree	Males: 112% of the rates prior to age 80 / 94% of the rate age 80 and older Females: 83% of the rates prior to age 80 / 106% of the rates 80 and older
Post-Retirement (Beneficiary), Non-Disabled	Pub-2010 Contingent Survivor	Males: 97% of the rates for all ages Females: 105% of the rates for all ages
Disabled	PubNS-2010 Disabled Retiree	99% of the rates for all ages

The actuarial assumptions used in the December 31, 2023, valuation were based on the 2020 experience analysis, dated October 28, 2020, for the period January 1, 2016, through December 31, 2019. Revised economic and demographic assumptions were adopted by the PERA Board on November 20, 2020.

Based on the 2024 experience analysis, dated January 3, 2025, for the period January 1, 2020, to December 31, 2023, revised actuarial assumptions were adopted by PERA's Board on January 17, 2025, and were effective as of December 31, 2024. The following assumptions were reflected in the roll forward calculation of the total pension liability from December 31, 2023, to December 31, 2024.

Salary increases, including wage inflation      4.00% – 13.40%

Salary scale assumptions were altered to better reflect actual experience. Rates of termination/withdrawal, retirement, and disability were revised to more closely reflect actual experience.

The estimated administrative expense as a percentage of covered payroll was increased from 0.40% to 0.45%.

The adjustments for credibility applied to the Pub-2010 mortality tables for active and retired lives, including beneficiaries, were updated based on the experience. All mortality assumptions are developed on a benefit-weighted basis. Note that in all categories, displayed as follows, the mortality tables are generationally projected using the 2024 adjusted MP-2021 projection scale.

	Mortality Table	Adjustments, as Applicable
Pre-Retirement	PubT-2010 Employee	N/A
Post-Retirement (Retiree), Non-Disabled	PubT-2010 Healthy Retiree	Males: 106% of the rates for all ages Females: 86% of the rates prior to age 85/ 115% of the rates 85 and older
Post-Retirement (Beneficiary), Non-Disabled	Pub-2010 Contingent Survivor	Males: 92% of the rates for all ages Females: 100% of the rates for all ages
Disabled	PubNS-2010 Disabled Retiree	95% of the rates for all ages

The long-term expected return on plan assets is monitored on an ongoing basis and reviewed as part of periodic experience studies prepared every four years, and asset/liability studies, performed every three to five years for PERA. The most recent analyses were outlined in the 2024 Experience Study report dated January 3, 2025.

Several factors are considered in evaluating the long-term rate of return assumption, including long-term historical data, estimates inherent in current market data, and a log-normal distribution analysis in which best-estimate ranges of expected future real rates of return (expected return, net of investment expense and inflation) were developed for each major asset class. These ranges were combined to produce the long-term expected rate of return by weighting the expected future real rates of return by the target asset allocation percentages and then adding expected inflation.

The PERA Board first adopted the 7.25% long-term expected rate of return as of November 18, 2016. Following an asset/liability study, the Board reaffirmed the assumed rate of return at the November 15, 2019, meeting, and again at the Board's September 20, 2024, meeting. As of the most recent reaffirmation of the long-term rate of return, the target asset allocation and best estimates of geometric real rates of return for each major asset class are summarized in the table as follows:

Asset Class	Target Allocation	30 Year Expected Geometric Real Rate of Return
Global Equity	51.00%	5.00%
Fixed Income	23.00%	2.60%
Private Equity	10.00%	7.60%
Real Estate	10.00%	4.10%
Alternatives	6.00%	5.20%
Total	100.00%	

Note: In setting the long-term expected rate of return, projections employed to model future returns provide a range of expected long-term returns that, including expected inflation, ultimately support a long-term expected nominal rate of return assumption of 7.25%.

*Discount rate.* The discount rate used to measure the TPL was 7.25%. The projection of cash flows used to determine the discount rate applied the actuarial cost method and assumptions

shown above. In addition, the following methods and assumptions were used in the projection of cash flows:

- Total covered payroll for the initial projection year consists of the covered payroll of the active membership present on the valuation date and the covered payroll of future plan members assumed to be hired during the year. In subsequent projection years, total covered payroll was assumed to increase annually at a rate of 3.00%.
- Employee contributions were assumed to be made at the member contribution rates in effect for each year, including the scheduled increases in SB 18-200 and required adjustments resulting from the 2018 and 2020 AAP assessments. Employee contributions for future plan members were used to reduce the estimated amount of total service costs for future plan members.
- Employer contributions were assumed to be made at rates equal to the fixed statutory rates specified in law for each year, including the scheduled increase in SB 18-200 and required adjustments resulting from the 2018 and 2020 AAP assessments. Employer contributions also include current and estimated future AED and SAED, until the actuarial value funding ratio reaches 103%, at which point the AED and SAED will each drop 0.50% every year until they are zero. Additionally, estimated employer contributions reflect reductions for the funding of the AIR and retiree health care benefits. For future plan members, employer contributions were further reduced by the estimated amount of total service costs for future plan members not financed by their member contributions.
- As specified in law, the State, as a nonemployer contributing entity, will provide an annual direct distribution of \$225 million (actual dollars), commencing July 1, 2018, that is proportioned between the State, School, Judicial, and DPS Division Trust Funds based upon the covered payroll of each Division. The annual direct distribution ceases when all Division Trust Funds are fully funded.
- Employer contributions and the amount of total service costs for future plan members were based upon a process to estimate future actuarially determined contributions assuming an analogous future plan member growth rate.
- The AIR balance was excluded from the initial FNP, as, per statute, AIR amounts cannot be used to pay benefits until transferred to either the retirement benefits reserve or the survivor benefits reserve, as appropriate. AIR transfers to the FNP and the subsequent AIR benefit payments were estimated and included in the projections.
- Benefit payments and contributions were assumed to be made at the middle of the year.

Based on the above assumptions and methods, the SCHDTF's FNP was projected to be available to make all projected future benefit payments of current members. Therefore, the long-term expected rate of return of 7.25% on pension plan investments was applied to all periods of projected benefit payments to determine the TPL. The discount rate determination does not use the municipal bond index rate, and therefore, the discount rate is 7.25%. There was no change in the discount rate from the prior measurement date.

*Sensitivity of the District's proportionate share of the net pension liability to changes in the discount rate.* The following presents the proportionate share of the net pension liability calculated using the discount rate of 7.25%, as well as what the proportionate share of the net

pension liability would be if it were calculated using a discount rate that is one percentage point lower (6.25%) or one percentage point higher (8.25%) than the current rate:

	1% Decrease (6.25%)	Current Discount Rate (7.25%)	1% increase (8.25%)
Proportionate share of the net pension liability	\$ 19,444,238	\$ 14,341,860	\$ 10,067,905

*Pension Plan FNP.* Detailed information about the SCHDTF’s FNP is available in PERA’s ACFR which can be obtained at [www.copera.org/forms-resources/financial-reports-and-studies](http://www.copera.org/forms-resources/financial-reports-and-studies).

**Note 9 Defined Contribution Pension Plans**

Voluntary Investment Program (PERAPlus 401(k) Plan)

*Plan Description.* Employees of the District that are also members of the SCHDTF may voluntarily contribute to the Voluntary Investment Program (PERAPlus 401(k) Plan), an Internal Revenue Code Section 401(k) defined contribution plan administered by PERA. Title 24, Article 51, Part 14 of the C.R.S., as amended, assigns the authority to establish the Plan provisions to the PERA Board of Trustees. PERA issues a publicly available ACFR which includes additional information on the PERAPlus 401(k) Plan. That report can be obtained at [www.copera.org/forms-resources/financial-reports-and-studies](http://www.copera.org/forms-resources/financial-reports-and-studies).

*Funding Policy.* The PERAPlus 401(k) Plan is funded by voluntary member contributions up to the maximum limits set by the Internal Revenue Service, as established under Title 24, Article 51, Section 1402 of the C.R.S., as amended. the District does not provide a matching contribution to the 401(k) plan.

Deferred Compensation Plan (PERAPlus 457 Plan)

*Plan Description.* Employees of the District may voluntarily contribute to the Deferred Compensation Plan (PERAPlus 457 Plan), an Internal Revenue Code Section 457 deferred compensation plan administered by PERA. Title 24, Article 51, Part 16 of the C.R.S., as amended, assigns the authority to establish the Plan provisions to the PERA Board of Trustees. PERA issues a publicly available ACFR which includes additional information on the PERAPlus 457 Plan. That report can be obtained at [www.copera.org/forms-resources/financial-reports-and-studies](http://www.copera.org/forms-resources/financial-reports-and-studies).

*Funding Policy.* The PERAPlus 457 Plan is funded by voluntary member contributions up to the maximum limits set by the Internal Revenue Service, as established under Title 24, Article 51, Section 1603 of the C.R.S., as amended. the District does not provide a matching contribution to the 457 Plan.

**Note 10 Defined Benefit Other Post Employment Benefit (OPEB) Plan**

Summary of Significant Accounting Policies

*OPEB.* The District participates in the Health Care Trust Fund (HCTF), a cost-sharing multiple-employer defined benefit OPEB fund administered by the Public Employees’ Retirement Association of Colorado (“PERA”). The net OPEB liability, deferred outflows of resources and deferred inflows of resources related to OPEB, OPEB expense, information about the fiduciary net position (FNP) and additions to/deductions from the FNP of the HCTF have been determined using the economic resources measurement focus and the accrual basis of accounting. For this

purpose, benefits paid on behalf of health care participants are recognized when due and/or payable in accordance with the benefit terms. Investments are reported at fair value.

#### General Information about the OPEB Plan

*Plan description.* Eligible employees of the District are provided with OPEB through the HCTF—a cost-sharing multiple-employer defined benefit OPEB plan administered by PERA. The HCTF is established under Title 24, Article 51, Part 12 of the Colorado Revised Statutes (C.R.S.), as amended, and sets forth a framework that grants authority to the PERA Board to contract, self-insure, and authorize disbursements necessary in order to carry out the purposes of the PERACare program, including the administration of the premium subsidies. Colorado State law provisions may be amended by the Colorado General Assembly. PERA issues a publicly available annual comprehensive financial report (ACFR) that can be obtained at [www.copera.org/investments/pera-financial-reports](http://www.copera.org/investments/pera-financial-reports).

*Benefits provided.* The HCTF provides a health care premium subsidy to eligible participating PERA benefit recipients and retirees who choose to enroll in one of the PERA health care plans, however, the subsidy is not available if only enrolled in the dental and/or vision plan(s). The health care premium subsidy is based upon the benefit structure under which the member retires and the member's years of service credit. For members who retire having service credit with employers in the Denver Public Schools (DPS) Division and one or more of the other four Divisions (State, School, Local Government and Judicial), the premium subsidy is allocated between the HCTF and the Denver Public Schools Health Care Trust Fund (DPS HCTF). The basis for the amount of the premium subsidy funded by each trust fund is the percentage of the member contribution account balance from each division as it relates to the total member contribution account balance from which the retirement benefit is paid.

C.R.S. § 24-51-1202 *et seq.* specifies the eligibility for enrollment in the health care plans offered by PERA and the amount of the premium subsidy. The law governing a benefit recipient's eligibility for the subsidy and the amount of the subsidy differs slightly depending under which benefit structure the benefits are calculated. All benefit recipients under the PERA benefit structure and all retirees under the DPS benefit structure are eligible for a premium subsidy, if enrolled in a health care plan under PERACare. Upon the death of a DPS benefit structure retiree, no further subsidy is paid.

Enrollment in the PERACare health benefits program is voluntary and is available to benefit recipients and their eligible dependents, certain surviving spouses, and divorced spouses and guardians, among others. Eligible benefit recipients may enroll into the program upon retirement, upon the occurrence of certain life events, or on an annual basis during an open enrollment period.

*PERA Benefit Structure.* The maximum service-based premium subsidy is \$230 per month for benefit recipients who are under 65 years of age and who are not entitled to Medicare; the maximum service-based subsidy is \$115 per month for benefit recipients who are 65 years of age or older or who are under 65 years of age and entitled to Medicare. The maximum service-based subsidy, in each case, is for benefit recipients with retirement benefits based on 20 or more years of service credit. There is a 5% reduction in the subsidy for each year, less than 20. The benefit recipient pays the remaining portion of the premium to the extent the subsidy does not cover the entire amount.

For benefit recipients who have not participated in Social Security and who are not otherwise eligible for premium-free Medicare Part A for hospital-related services, C.R.S. § 24-51-1206(4) provides an additional subsidy. According to the statute, PERA cannot charge premiums to benefit recipients without Medicare Part A that are greater than premiums charged to benefit

recipients with Part A for the same plan option, coverage level, and service credit. Currently, for each individual PERACare enrollee, the total premium for Medicare coverage is determined assuming plan participants have both Medicare Part A and Part B and the difference in premium cost is paid by the HCTF or the DPS HCTF on behalf of benefit recipients not covered by Medicare Part A.

For retirees who have not participated in Social Security and who are not otherwise eligible for premium-free Medicare Part A for hospital-related services, the HCTF or the DPS HCTF pays an alternate service-based premium subsidy. Each individual retiree meeting these conditions receives the maximum \$230 per month subsidy reduced appropriately for service less than 20 years, as described above. Retirees who do not have Medicare Part A pay the difference between the total premium and the monthly subsidy.

*Contributions.* Pursuant to Title 24, Article 51, Section 208(1) (f) of the C.R.S., as amended, certain contributions are apportioned to the HCTF. PERA-affiliated employers of the State, School, Local Government, and Judicial Divisions are required to contribute at a rate of 1.02% of PERA-includable salary into the HCTF.

Employer contributions are recognized by the HCTF in the period in which the compensation becomes payable to the member and the District is statutorily committed to pay the contributions. Employer contributions recognized by the HCTF from the District were \$71,397 for the year ended June 30, 2025.

OPEB Liabilities, OPEB Expense, and Deferred Outflows of Resources and Deferred Inflows of Resources Related to OPEB

On June 30, 2025, the District reported a liability of \$277,494 for its proportionate share of the net OPEB liability. The net OPEB liability for the HCTF was measured as of December 31, 2024, and the total OPEB liability (TOL) used to calculate the net OPEB liability was determined by an actuarial valuation as of December 31, 2023. Standard update procedures were used to roll-forward the TOL to December 31, 2024. The District’s proportion of the net OPEB liability was based on the District’s contributions to the HCTF for the calendar year 2024 relative to the total contributions of participating employers to the HCTF.

On December 31, 2024, the District’s proportion was 0.057996%, which was an immaterial decrease from its proportion measured as of December 31, 2023.

On June 30, 2025, the District reported deferred outflows of resources and deferred inflows of resources related to OPEB from the following sources:

	Deferred Outflows of Resources	Deferred Inflows of Resources
Difference between expected and actual experience	\$ -	\$ 61,171
Changes of assumptions or other inputs	3,179	88,645
Net difference between projected and actual earnings on pension plan investments	940	-
Contributions subsequent to the measurement date	35,698	N/A
Total	<u>\$ 39,817</u>	<u>\$ 149,816</u>

\$35,698 reported as deferred outflows of resources related to OPEB, resulting from contributions subsequent to the measurement date, will be recognized as a reduction of the net OPEB liability

in the year ended June 30, 2026. Other amounts reported as deferred outflows of resources and deferred inflows of resources related to OPEB will be recognized in OPEB expense as follows:

Year Ended June 30:	
2025	\$ (42,602)
2026	(25,114)
2027	(34,293)
2028	(21,176)
2029	(14,612)
Thereafter	\$ (7,896)

*Actuarial assumptions.* The TOL in the December 31, 2023 actuarial valuation was determined using the following actuarial cost method, actuarial assumptions and other inputs:

	HCTF
	School Division
Actuarial cost method	Entry age
Price inflation	2.30%
Real wage growth	0.70%
Wage inflation	3.00%
Salary increases, including wage inflation:	
Members other than Safety Officers	3.40%-11.00%
Safety Officers	N/A
Long-term investment rate of return, net of OPEB plan investment expenses, including price inflation	7.25%
Discount rate	7.25%
Health care cost trend rates:	
PERA benefit structure:	
Service-based premium subsidy	0.00%
PERACare Medicare plans	16.00% in 2024, then 6.75% in 2025, gradually decreasing to 4.50% in 2034
MAPD PPO #2	105.00% in 2024, then 8.55% in 2025, gradually decreasing to 4.50% in 2034
Medicare Part A premiums	3.50% in 2024, gradually increasing to 4.50% in 2033
DPS benefit structure:	
Service-based premium subsidy	0.00%
PERACare Medicare plans	N/A
Medicare Part A premiums	N/A

As of the December 31, 2024, measurement date, the FNP and related disclosure components for the HCTF reflect payments related to the disaffiliation of Tri-County Health Department as a PERA-affiliated employer, effective December 31, 2022. The additional employer disaffiliation payment allocations to the HCTF and Local Government Division Trust Fund were \$20 and \$486, respectively.

Each year the per capita health care costs are developed by plan option; currently based on 2023 premium rates for the UnitedHealthcare Medicare Advantage Prescription Drug (MAPD) PPO plan #1, the United Healthcare MAPD PPO plan #2, and the Kaiser Permanente MAPD HMO plan. Actuarial morbidity factors are then applied to estimate individual retiree and spouse costs by age, gender, and health care cost trend. This approach applies for all members and is adjusted accordingly for those not eligible for premium-free Medicare Part A for the PERA benefit structure.

Age-Related Morbidity Assumptions		
Participant Age	Annual Increase (Male)	Annual Increase (Female)
65-68	2.2%	2.3%
69	2.8%	2.2%
70	2.7%	1.6%
71	3.1%	0.5%
72	2.3%	0.7%
73	1.2%	0.8%
74	0.9%	1.5%
75-85	0.9%	1.3%
86 and older	0.0%	0.0%

Sample Age	MAPD PPO #1 with Medicare Part A		MAPD PPO #1 without Medicare Part A	
	Retiree/Spouse		Retiree/Spouse	
	Male	Female	Male	Female
65	\$ 1,710	\$ 1,420	\$ 6,536	\$ 5,429
70	\$ 1,921	\$ 1,589	\$ 7,341	\$ 6,073
75	\$ 2,122	\$ 1,670	\$ 8,110	\$ 6,385

Sample Age	MAPD PPO #2 with Medicare Part A		MAPD PPO #2 Without Medicare Part A	
	Retiree/Spouse		Retiree/Spouse	
	Male	Female	Male	Female
65	\$ 585	\$ 486	\$ 4,241	\$ 3,523
70	\$ 657	\$ 544	\$ 4,764	\$ 3,941
75	\$ 726	\$ 571	\$ 5,262	\$ 4,143

Sample Age	MAPD HMO (Kaiser) with Medicare Part A		MAPD HMO (Kaiser) without Medicare Part A	
	Retiree/Spouse		Retiree/Spouse	
	Male	Female	Male	Female
65	\$ 1,897	\$ 1,575	\$ 7,063	\$ 5,866
70	\$ 2,130	\$ 1,763	\$ 7,933	\$ 6,563
75	\$ 2,353	\$ 1,853	\$ 8,763	\$ 6,900

The 2024 Medicare Part A premium is \$505 (actual dollars) per month.

All costs are subject to the health care cost trend rates, as discussed below.

Health care cost trend rates reflect the change in per capita health costs over time due to factors such as medical inflation, utilization, plan design, and technology improvements. For the PERA benefit structure, health care cost trend rates are needed to project the future costs associated with providing benefits to those PERACare enrollees not eligible for premium-free Medicare Part A.

Health care cost trend rates for the PERA benefit structure are based on published annual health care inflation surveys in conjunction with actual plan experience (if credible), building block models, and industry methods developed by health plan actuaries and administrators. In addition,

projected trends for the Federal Hospital Insurance Trust Fund (Medicare Part A premiums) provided by the Centers for Medicare & Medicaid Services are referenced in the development of these rates. PERACare Medicare plan rates are applied where members have no premium-free Part A and where those premiums are already exceeding the maximum subsidy. MAPD PPO #2 has a separate trend because the first year rates are still below the maximum subsidy and to reflect the estimated impact of the Inflation Reduction Act for that plan option.

The PERA benefit structure health care cost trend rates used to measure the total OPEB liability are summarized in the table below:

Year	PERACare Medicare Plans <sup>1</sup>	MAPD PPO #2 <sup>1</sup>	Medicare Part A Premiums
2024	16.00%	105.00%	3.50%
2025	6.75%	8.55%	3.75%
2026	6.50%	8.10%	3.75%
2027	6.25%	7.65%	4.00%
2028	6.00%	7.20%	4.00%
2029	5.75%	6.75%	4.25%
2030	5.50%	6.30%	4.25%
2031	5.25%	5.85%	4.25%
2032	5.00%	5.40%	4.25%
2033	4.75%	4.95%	4.50%
2034+	4.50%	4.50%	4.50%

<sup>1</sup>Increase in 2024 trend rates due to the effect of the Inflation Reduction Act.

Mortality assumptions used in the December 31, 2023, valuation for the School Division Trust Fund as shown below, reflect generational mortality and were applied, as applicable, in the December 31, 2023, valuation for the HCTF, but developed on a headcount-weighted basis. Note that in all categories, displayed as follows, the mortality tables are generationally projected using scale MP-2019. Affiliated employers of the School Division participate in the HCTF.

Pre-Retirement	Mortality Table	Adjustments, as Applicable
School and DPS Divisions	PubG-2010 Employee	N/A
Post-Retirement (Retiree), Non-Disabled	Mortality Table	Adjustments, as Applicable
School and DPS Divisions	PubT-2010 Healthy Retiree	Males: 112% of the rates prior to age 80 / 94% of the rates age 80 and older Females: 83% of the rates prior to age 80 / 106% of the rates age 80 and older
Post-Retirement (Beneficiary), Non-Disabled	Mortality Table	Adjustments, as Applicable
All Beneficiaries	Pub-2010 Contingent Survivor	Males: 97% of the rates for all ages Females: 105% of the rates for all ages
Disabled	Mortality Table	Adjustments, as Applicable
Members other than Safety Officers	PubNS-2010 Disabled Retiree	99% of the rates for all ages

The actuarial assumptions used in the December 31, 2023, valuations were based on the 2020 experience analysis, dated October 28, 2020, and November 4, 2020, for the period January 1, 2016, through December 31, 2019. Revised economic and demographic assumptions were adopted by PERA's Board on November 20, 2020.

The long-term expected return on plan assets is monitored on an ongoing basis and reviewed as part of periodic experience studies prepared every four years, and asset/liability studies,

performed every three to five years for PERA. The most recent analyses were outlined in the 2024 Experience Study report dated January 3, 2025.

Several factors are considered in evaluating the long-term rate of return assumption, including long-term historical data, estimates inherent in current market data, and a log-normal distribution analysis in which best-estimate ranges of expected future real rates of return (expected return, net of investment expense and inflation) were developed for each major asset class. These ranges were combined to produce the long-term expected rate of return by weighting the expected future real rates of return by the target asset allocation percentages and then adding expected inflation.

The PERA Board first adopted the 7.25% long-term expected rate of return as of November 18, 2016. Following an asset/liability study, the Board reaffirmed the assumed rate of return at the November 15, 2019, meeting, and again at the Board’s September 20, 2024, meeting. As of the most recent reaffirmation of the long-term rate of return, the target asset allocation and best estimates of geometric real rates of return for each major asset class are summarized in the table as follows:

Asset Class	Target Allocation	30 Year Expected Geometric Real Rate of Return
Global Equity	51.00%	5.00%
Fixed Income	23.00%	2.60%
Private Equity	10.00%	7.60%
Real Estate	10.00%	4.10%
Alternatives	6.00%	5.20%
Total	100.00%	

Note: In setting the long-term expected rate of return, projections employed to model future returns provide a range of expected long-term returns that, including expected inflation, ultimately support a long-term expected nominal rate of return assumption of 7.25%.

*Sensitivity of the District’s proportionate share of the net OPEB liability to changes in the Health Care Cost Trend Rates.* The following presents the net OPEB liability or net OPEB asset using the current health care cost trend rates applicable to the PERA benefit structure, as well as if it were calculated using health care cost trend rates that are one percentage point lower or one percentage point higher than the current rates:

	1% Decrease In Trend Rates	Current Trend Rates	1% Increase In Trend Rates
Initial PERACare Medicare trend rate <sup>1</sup>	5.75%	6.75%	7.75%
Ultimate PERACare Medicare trend rate	3.50%	4.50%	5.50%
Initial MAPD PPO#2 trend rate <sup>1</sup>	7.55%	8.55%	9.55%
Ultimate MAPD PPO#2 trend rate	3.50%	4.50%	5.50%
Initial Medicare Part A trend rate <sup>1</sup>	2.75%	3.75%	4.75%
Ultimate Medicare Part A trend rate	3.50%	4.50%	5.50%
Net OPEB liability			
HCTF	\$ 339,859	\$ 277,494	\$ 223,403

*Discount rate.* The discount rate used to measure the TOL was 7.25%. The projection of cash flows used to determine the discount rate applied the actuarial cost method and assumptions shown above. In addition, the following methods and assumptions were used in the projection of cash flows:

- Updated health care cost trend rates for Medicare Part A premiums as of the December 31, 2024, measurement date.

- Total covered payroll for the initial projection year consists of the covered payroll of the active membership present on the valuation date and the covered payroll of future plan members assumed to be hired during the year. In subsequent projection years, total covered payroll was assumed to increase annually at a rate of 3.00%.
- Employer contributions were assumed to be made at rates equal to the fixed statutory rates specified in law and effective as of the measurement date.
- Employer contributions and the amount of total service costs for future plan members were based upon a process to estimate future actuarially determined contributions assuming an analogous future plan member growth rate.
- Estimated transfers of dollars into the HCTF representing a portion of purchase service agreements intended to cover the costs associated with OPEB benefits.
- Benefit payments and contributions were assumed to be made at the middle of the year.

Based on the above assumptions and methods, the HCTF's FNP was projected to be available to make all projected future benefit payments of current members. Therefore, the long-term expected rate of return of 7.25% on OPEB plan investments was applied to all periods of projected benefit payments to determine the TOL. The discount rate determination does not use the municipal bond index rate, and therefore, the discount rate is 7.25%. There was no change in the discount rate from the prior measurement date.

*Sensitivity of the District's proportionate share of the net OPEB liability to changes in the discount rate.* The following presents the proportionate share of the net OPEB liability calculated using the discount rate of 7.25%, as well as what the proportionate share of the net OPEB liability would be if it were calculated using a discount rate that is one-percentage-point lower (6.25%) or one-percentage-point higher (8.25%) than the current rate:

	1% Decrease (6.25%)	Current Discount Rate (7.25%)	1% increase (8.25%)
Proportionate share of the net OPEB liability	\$ 269,848	\$ 277,494	\$ 285,775

*OPEB plan fiduciary net position.* Detailed information about the HCTF's FNP is available in PERA's ACFR which can be obtained at [www.copera.org/investments/pera-financial-reports](http://www.copera.org/investments/pera-financial-reports).

**Note 11      Joint Ventures**

Not reflected in the accompanying financial statements is the District's participation in the Santa Fe Trail Board of Cooperative Educational Services (BOCES). The BOCES is an organization that provides member districts educational services at a shared lower cost per district.

The District has one member on the Board. This Board has final authority for all budgeting and financing of the joint venture. The BOCES by-laws indicate that the entity is to have perpetual existence, but in the event of its dissolution, all assets shall be divided among member school districts on a pro rata basis determined by the BOCES board.

The BOCES is not included as a component unit of the District as the financial responsibility is minimal, there is no financial interdependency, the District does not have the ability to

significantly influence the operations of the BOCES and the District is not accountable for fiscal matters of the BOCES.

**Note 12 Colorado School Districts Self-Insurance Pool**

The District belongs to the Colorado School Districts Self-Insurance Pool. The Pool was established by the Colorado Association of School Boards (CASB) to provide insurance coverage to participants in the areas of General Liability, Errors and Omissions, Automobile Liability, Auto Physical Damage, Auto Personal Injury Protection, Real and Personal Property, Crime, Worker's Compensation, and other coverages. The Board of Directors is composed of eight persons; seven of whom are appointed by the Board of Directors of CASB and the Executive Director of CASB.

The pool is managed by an independent manager chosen by the Board of Directors. Each member's initial contributions are determined by the Pool based on factors including, but not limited to, the adequacy of both Operating and Reserve Funds and other factors touching on the Status of the Pool or an individual participant, and as approved by the Colorado Insurance Commissioner.

As the District did not exercise oversight, responsibility, nor have sufficient control over Pool activities, the Pool is not a component unit of the District and only the District's share of contributions to the Pool is recorded as expenditures in the fund from which they were paid.

The District's share in the Pool is not determinable from current information but is estimated to be less than 1 percent. The District's share, if calculated, would not be material to the Pool's financial information as of year-end.

**Note 13 Risk Management**

The District is exposed to various risks of loss related to torts; thefts of, damage to, or destructions of assets; errors or omissions; injuries to employees or acts of God.

The District maintains commercial insurance for all risks of loss. Settled claims have not exceeded this commercial coverage in any of the past three fiscal years.

**Required Supplementary Information**

**Las Animas School District RE-1**  
**Budget and Actual**  
**General**  
**For the year ended June 30, 2025**

	<u>Budgeted Amounts</u>		<u>Actual</u>
	<u>Original</u>	<u>Final</u>	
<b>REVENUES</b>			
Property taxes	\$ 1,689,560	\$ 1,689,560	\$ 1,662,835
SO taxes	137,009	137,009	150,205
Other local sources	346,520	346,520	777,690
State aid	12,730,790	12,684,597	10,119,026
Charges for services	192,000	192,000	206,052
Earnings on investments	40,000	40,000	77,299
Other	-	-	27,688
Total revenues	<u>15,135,879</u>	<u>15,089,686</u>	<u>13,020,795</u>
<b>EXPENDITURES</b>			
Instructional:			
Instructional services	6,283,524	6,293,528	5,845,922
Support Services:			
Students	1,454,107	1,454,107	1,406,818
Instructional staff	166,204	166,204	185,347
District administration	330,449	330,449	326,231
School administration	1,006,124	1,006,124	949,033
Business	528,343	528,343	577,050
Operations & maintenance	1,319,836	1,319,836	1,249,938
Transportation	279,427	279,427	282,631
Central	707,860	707,860	607,818
Food service	11,500	11,500	5,400
Contingency	2,208,505	-	-
Total Expenditures	<u>14,295,879</u>	<u>12,097,378</u>	<u>11,436,188</u>
Excess (deficiency) of revenues over expenditures	<u>840,000</u>	<u>2,992,308</u>	<u>1,584,607</u>
<b>OTHER FINANCING SOURCES (USES)</b>			
Proceeds from capital leases	-	-	-
Transfers in	-	-	73,548
Transfers in (out)	(840,000)	(840,000)	(882,079)
Total other financing sources and uses	<u>(840,000)</u>	<u>(840,000)</u>	<u>(808,531)</u>
Net change in fund balances	-	2,152,308	776,076
Fund balances - beginning	2,459,626	3,500,000	3,522,213
Fund balances - ending	<u>\$ 2,459,626</u>	<u>\$ 5,652,308</u>	<u>\$ 4,298,289</u>

**Las Animas School District RE-1  
Budget and Actual  
Title Programs  
For the year ended June 30, 2025**

	<u>Budgeted Amounts</u>		<u>Actual</u>
	<u>Original</u>	<u>Final</u>	
<b>REVENUES</b>			
Federal Grants	\$ 880,393	\$ -	\$ 954,424
Total revenues	<u>880,393</u>	<u>-</u>	<u>954,424</u>
<b>EXPENDITURES</b>			
Instructional Services	559,182	559,182	643,160
Instructional Staff	<u>321,211</u>	<u>450,391</u>	<u>337,700</u>
Total Expenditures	<u>880,393</u>	<u>1,009,573</u>	<u>980,860</u>
Excess (deficiency) of revenues over expenditures	<u>-</u>	<u>(1,009,573)</u>	<u>(26,436)</u>
Net change in fund balances	-	(1,009,573)	(26,436)
Fund balances - beginning	-	-	(71,011)
Fund balances - ending	<u>\$ -</u>	<u>\$ (1,009,573)</u>	<u>\$ (97,447)</u>

**Las Animas School District RE-1**  
**Schedule of the District's Proportionate Share of the Net Pension Liability**  
**For Year Ended June 30, 2025**

	for the years ended December 31,									
	2024	2023	2022	2021	2020	2019	2018	2017	2016	2015
District's proportion (percentage) of the collective net pension liability	0.090583%	0.102570%	0.077350%	0.068884%	0.05%	0.05%	0.05%	0.05%	0.05%	0.05%
District's proportionate share of the collective pension liability	\$14,341,860	\$ 17,318,917	\$12,636,335	\$ 7,191,843	\$ 8,819,520	\$ 7,502,862	\$ 8,442,060	\$17,039,935	\$15,618,571	\$ 8,468,936
Payroll	\$ 6,999,753	\$ 6,780,902	\$ 5,964,323	\$ 4,305,030	\$ 3,119,799	\$ 3,267,385	\$ 3,086,216	\$ 2,499,119	\$ 2,382,277	\$ 2,349,848
District's proportionate share of the net pension liability as a percentage of its payroll	204.89%	255.41%	211.87%	167.06%	282.70%	229.63%	273.54%	681.84%	655.62%	360.40%

**Las Animas School District RE-1**  
**Schedule of the District's Proportionate Share of the Net OPEB Liability**  
**For Year Ended June 30, 2025**

	for the years ended December 31,								
	2024	2023	2022	2021	2020	2019	2018	2017	2016
District's proportion (percentage) of the collective net pension liability	0.057996%	0.061363%	0.058775%	0.044976%	0.03%	0.03%	0.03%	0.03%	0.03%
District's proportionate share of the collective pension liability	\$ 277,494	\$ 437,963	\$ 479,888	\$ 389,179	\$ 320,575	\$ 368,864	\$ 410,870	\$ 389,120	\$ 386,592
Payroll	\$ 6,999,753	\$ 6,780,902	\$ 5,964,323	\$ 4,305,030	\$ 3,119,799	\$ 3,267,385	\$ 3,086,216	\$ 2,499,119	\$ 2,382,277
District's proportionate share of the net pension liability as a percentage of its payroll	3.96%	6.46%	8.05%	9.04%	10.28%	11.29%	13.31%	15.57%	16.23%

GASB Statement No. 68 requires ten years of information to be presented in this table. However, until a full 10-year trend is compiled, the District will present information for those years for which information is available.

**Las Animas School District RE-1**  
**Schedule of Pension Contributions and Related Ratios**  
**For Year Ended June 30, 2025**

for the years ended December 31,

	<u>2024</u>	<u>2023</u>	<u>2022</u>	<u>2021</u>	<u>2020</u>	<u>2019</u>	<u>2018</u>	<u>2017</u>	<u>2016</u>	<u>2015</u>
Statutory required contributions	\$ 1,426,551	\$ 1,381,948	\$ 1,201,082	\$ 855,841	\$ 612,454	\$ 568,269	\$ 501,401	\$ 471,992	\$ 437,931	\$ 416,702
Contributions in relation to the statutorily required contribution	<u>1,426,551</u>	<u>1,381,948</u>	<u>1,201,082</u>	<u>855,841</u>	<u>612,454</u>	<u>568,269</u>	<u>501,401</u>	<u>471,992</u>	<u>437,931</u>	<u>416,702</u>
Contribution deficiency (excess)	<u>\$ -</u>	<u>\$ -</u>	<u>\$ -</u>	<u>\$ -</u>	<u>\$ -</u>	<u>\$ -</u>	<u>\$ -</u>	<u>\$ -</u>	<u>\$ -</u>	<u>\$ -</u>
Payroll	\$ 6,999,753	\$ 6,780,902	\$ 5,964,323	\$ 4,305,030	\$ 3,119,799	\$ 3,267,385	\$ 3,086,216	\$ 2,499,119	\$ 2,382,277	\$ 2,349,848
Contribution as a percentage of payroll	20.38%	20.38%	20.14%	19.88%	19.63%	17.39%	16.25%	18.89%	18.38%	17.73%

**Las Animas School District RE-1  
Schedule of Contributions and Related Ratios OPEB  
For Year Ended June 30, 2025**

	for the years ended December 31,								
	<u>2024</u>	<u>2023</u>	<u>2022</u>	<u>2021</u>	<u>2020</u>	<u>2019</u>	<u>2018</u>	<u>2017</u>	<u>2016</u>
Statutory required contributions	\$ 71,397	\$ 69,165	\$ 60,836	\$ 43,911	\$ 31,821	\$ 30,097	\$ 26,734	\$ 25,491	\$ 24,299
Contributions in relation to the statutorily required contribution	<u>71,397</u>	<u>69,165</u>	<u>60,836</u>	<u>43,911</u>	<u>31,821</u>	<u>30,097</u>	<u>26,734</u>	<u>25,491</u>	<u>24,299</u>
Contribution deficiency (excess)	<u>\$ -</u>	<u>\$ -</u>	<u>\$ -</u>	<u>\$ -</u>	<u>\$ -</u>	<u>\$ -</u>	<u>\$ -</u>	<u>\$ -</u>	<u>\$ -</u>
District's covered payroll	\$ 6,999,753	\$ 6,780,902	\$ 5,964,323	\$ 4,305,030	\$ 3,119,799	\$ 3,267,385	\$ 3,086,216	\$ 2,499,119	\$ 2,382,277
Contribution as a percentage of covered payroll	1.02%	1.02%	1.02%	1.02%	1.02%	0.92%	0.87%	1.02%	1.02%

GASB Statement No. 68 requires ten years of information to be presented in this table. However, until a full 10-year trend is compiled, the District will present information for those years for which information is available.

## **Supplementary Information**

**Las Animas School District RE-1  
Balance Sheet  
Other Governmental Funds  
June 30, 2025**

	<u>Food Service</u>	<u>School Activity Fund</u>	<u>Total Special Revenue Funds</u>
<b>ASSETS</b>			
Cash and cash equivalents	\$ 26,406	\$ 271,638	\$ 298,044
Other receivables	21,456	-	21,456
Inventories	2,235	-	2,235
Total assets	<u>50,097</u>	<u>271,638</u>	<u>321,735</u>
<b>LIABILITIES AND FUND BALANCES</b>			
Liabilities:			
Accounts payable	<u>48,054</u>	<u>16,030</u>	<u>64,084</u>
Total liabilities	<u>48,054</u>	<u>16,030</u>	<u>64,084</u>
Fund balances:			
Non-spendable-inventories	2,235	-	2,235
Other purposes	-	255,608	255,608
Assigned	<u>(192)</u>	<u>-</u>	<u>(192)</u>
Total fund balances	<u>2,043</u>	<u>255,608</u>	<u>257,651</u>
Total liabilities and fund balances	<u>\$ 50,097</u>	<u>\$ 271,638</u>	<u>\$ 321,735</u>

**Las Animas School District RE-1**  
**Statement of Revenues, Expenditures and Changes in Fund Balances**  
**Governmental Funds**  
**For the Year Ended June 30, 2025**

	<u>Food Service</u>	<u>School Activity Fund</u>	<u>Total-Other Governmental Funds</u>
<b>REVENUES</b>			
Student Activities	\$ -	\$ 247	\$ 247
Charges for services	26,168	-	26,168
Federal Aid	231,860	-	231,860
Total revenues	<u>258,028</u>	<u>247</u>	<u>258,275</u>
<b>EXPENDITURES</b>			
Support Services:			
Food Service	501,538	-	501,538
Noninstructional Services:			
Athletic & Activity Programs	-	379,140	379,140
Total Expenditures	<u>501,538</u>	<u>379,140</u>	<u>880,678</u>
Excess (deficiency) of revenues over expenditures	<u>(243,510)</u>	<u>(378,893)</u>	<u>(622,403)</u>
<b>OTHER FINANCING SOURCES (USES)</b>			
Transfers in	242,079	390,000	632,079
Total other financing sources and uses	<u>242,079</u>	<u>390,000</u>	<u>632,079</u>
<b>SPECIAL ITEM</b>			
Net change in fund balances	(1,431)	11,107	9,676
Fund balances - beginning	3,474	244,501	247,975
Fund balances - ending	<u>\$ 2,043</u>	<u>\$ 255,608</u>	<u>\$ 257,651</u>

**Las Animas School District RE-1  
Budget and Actual  
Capital Projects Capital Reserves  
For the year ended June 30, 2025**

	<u>Budgeted Amounts</u>		<u>Actual</u>
	<u>Original</u>	<u>Final</u>	
<b>REVENUES</b>			
State Aid	\$ 446,600	\$ -	\$ -
Total revenues	<u>446,600</u>	<u>-</u>	<u>-</u>
<b>EXPENDITURES</b>			
Central	-	-	218,642
Capital Outlay	<u>1,446,600</u>	<u>250,000</u>	<u>-</u>
Total Expenditures	<u>1,446,600</u>	<u>250,000</u>	<u>218,642</u>
Excess (deficiency) of revenues over expenditures	<u>(1,000,000)</u>	<u>(250,000)</u>	<u>(218,642)</u>
<b>OTHER FINANCING SOURCES (USES)</b>			
Transfers in	<u>150,000</u>	<u>250,000</u>	<u>250,000</u>
Total other financing sources and uses	<u>150,000</u>	<u>250,000</u>	<u>250,000</u>
<b>SPECIAL ITEM</b>			
Net change in fund balances	(850,000)	-	31,358
Fund balances - beginning	<u>850,000</u>	<u>337,867</u>	<u>337,867</u>
Fund balances - ending	<u>\$ -</u>	<u>\$ 337,867</u>	<u>\$ 369,225</u>

**Las Animas School District RE-1  
Budget and Actual  
Food Service  
For the year ended June 30, 2025**

	<u>Budgeted Amounts</u>		<u>Actual</u>
	<u>Original</u>	<u>Final</u>	
<b>REVENUES</b>			
Charges for services	\$ 34,533	\$ 34,533	\$ 26,168
National Lunch & Breakfast Programs	325,582	325,582	231,860
Total revenues	<u>360,115</u>	<u>360,115</u>	<u>258,028</u>
<b>EXPENDITURES</b>			
Supporting Services:			
Food Service	560,115	560,115	501,538
Total Expenditures	<u>560,115</u>	<u>560,115</u>	<u>501,538</u>
Excess (deficiency) of revenues over expenditures	<u>(200,000)</u>	<u>(200,000)</u>	<u>(243,510)</u>
<b>OTHER FINANCING SOURCES (USES)</b>			
Transfers in	200,000	200,000	242,079
Total other financing sources and uses	<u>200,000</u>	<u>200,000</u>	<u>242,079</u>
<b>SPECIAL ITEM</b>			
Net change in fund balances	-	-	(1,431)
Fund balances - beginning	-	17,234	3,474
Fund balances - ending	<u>\$ -</u>	<u>\$ 17,234</u>	<u>\$ 2,043</u>

**Las Animas School District RE-1  
Budget and Actual  
Debt Service  
For the year ended June 30, 2025**

	<u>Budgeted Amounts</u>		<u>Actual</u>
	<u>Original</u>	<u>Final</u>	
<b>REVENUES</b>			
Total revenues	\$ -	\$ -	\$ -
<b>EXPENDITURES</b>			
Total Expenditures	-	-	-
Excess (deficiency) of revenues over expenditures	-	-	-
<b>OTHER FINANCING SOURCES (USES)</b>			
Transfers out	-	-	(73,548)
Total other financing sources and uses	-	-	(73,548)
<b>SPECIAL ITEM</b>			
Net change in fund balances	-	-	(73,548)
Fund balances - beginning	-	-	73,548
Fund balances - ending	<u>\$ -</u>	<u>\$ -</u>	<u>\$ -</u>

**Las Animas School District RE-1  
Budget and Actual  
School Activity Fund  
For the year ended June 30, 2025**

	<u>Budgeted Amounts</u>		<u>Actual</u>
	<u>Original</u>	<u>Final</u>	
<b>REVENUES</b>			
Student activities	\$ 141,100	\$ 141,100	\$ 247
Total revenues	<u>141,100</u>	<u>141,100</u>	<u>247</u>
<b>EXPENDITURES</b>			
Noninstructional Services:			
Athletic and activity programs	<u>531,100</u>	<u>531,100</u>	<u>379,140</u>
Total Expenditures	<u>531,100</u>	<u>531,100</u>	<u>379,140</u>
Excess (deficiency) of revenues over expenditures	<u>(390,000)</u>	<u>(390,000)</u>	<u>(378,893)</u>
<b>OTHER FINANCING SOURCES (USES)</b>			
Transfers in	<u>390,000</u>	<u>390,000</u>	<u>390,000</u>
Total other financing sources and uses	<u>390,000</u>	<u>390,000</u>	<u>390,000</u>
<b>SPECIAL ITEM</b>			
Net change in fund balances	-	-	11,107
Fund balances - beginning	-	244,501	244,501
Fund balances - ending	<u>\$ -</u>	<u>\$ 244,501</u>	<u>\$ 255,608</u>




**Colorado Department of Education**  
**Auditors Integrity Report**  
 District: 0290 - Las Animas RE-1  
 Fiscal Year 2024-25  
 Colorado School District/BOCES

Revenues, Expenditures, & Fund Balance by Fund

Fund Type & Number	Beg Fund Balance & Prior Per Adj (6880*)	1000 - 5999 Total Revenues & Other Sources	0001-0999 Total Expenditures & Other Uses	6700-6799 & Prior Per Adj (6880*) Ending Fund Balance
Governmental	+		-	=
10 General Fund	3,496,693	11,899,762	11,186,005	4,210,450
18 Risk Mgmt Sub-Fund of General Fund	0	0	0	0
19 Colorado Preschool Program Fund	25,520	313,061	250,733	87,848
<b>Sub-Total</b>	<b>3,522,212</b>	<b>12,212,823</b>	<b>11,436,737</b>	<b>4,298,298</b>
11 Charter School Fund	0	0	0	0
20,26-29 Special Revenue Fund	0	0	0	0
06 Supplemental Cap Const. Tech. Main. Fund	0	0	0	0
07 Total Program Reserve Fund	0	0	0	0
21 Food Service Spec Revenue Fund	3,474	513,575	515,006	2,043
22 Govt Designated-Purpose Grants Fund	-71,011	951,860	978,296	-97,447
23 Pupil Activity Special Revenue Fund	244,501	390,247	379,140	255,609
25 Transportation Fund	0	0	0	0
31 Bond Redemption Fund	73,548	-73,548	0	0
39 Certificate of Participation (COP) Debt Service Fund	0	0	0	0
41 Building Fund	0	0	0	0
42 Special Building Fund	0	0	0	0
43 Capital Reserve Capital Projects Fund	337,867	250,000	218,642	369,225
46 Supplemental Cap Const. Tech. Main Fund	0	0	0	0
<b>Totals</b>	<b>4,110,592</b>	<b>14,244,957</b>	<b>13,527,821</b>	<b>4,827,728</b>
<b>Proprietary</b>				
50 Other Enterprise Funds	0	0	0	0
64 (63) Risk-Related Activity Fund	0	0	0	0
60,65-69 Other Internal Service Funds	0	0	0	0
<b>Totals</b>	<b>0</b>	<b>0</b>	<b>0</b>	<b>0</b>
<b>Fiduciary</b>				
70 Other Trust and Agency Funds	0	0	0	0
72 Private Purpose Trust Fund	0	0	0	0
73 Agency Fund	0	0	0	0
74 Pupil Activity Agency Fund	0	0	0	0
79 GASB 34 Permanent Fund	0	0	0	0
85 Foundations	0	0	0	0
<b>Totals</b>	<b>0</b>	<b>0</b>	<b>0</b>	<b>0</b>

FINAL



*Independent Auditor's Report*

Board of Education  
Las Animas School District RE-1

We have audited, in accordance with auditing standards generally accepted in the United States of America and the standards applicable to financial audits contained in *Government Auditing Standards* issued by the Comptroller General of the United States, the financial statements of the governmental activities, each major fund, and the aggregate remaining fund information of Las Animas School District RE-1 (the "District") as of and for the year ended June 30, 2025, and the related notes to the financial statements, which collectively comprise the District's basic financial statements, and have issued our report thereon dated January 29, 2026.

***Report on Internal Control over Financial Reporting***

In planning and performing our audit of the financial statements, we considered the District's internal control over financial reporting (internal control) as a basis for designing procedures that are appropriate in the circumstances for the purpose of expressing our opinions on the financial statements, but not for the purpose of expressing an opinion on the effectiveness of the District's internal control. Accordingly, we do not express an opinion on the effectiveness of the District's internal control.

A *deficiency in internal control* exists when the design or operation of a control does not allow management or employees in the normal course of performing their assigned functions, to prevent, or detect and correct misstatements on a timely basis. A *material weakness* is a deficiency, or a combination of deficiencies, in internal control, such that there is a reasonable possibility that a material misstatement of the entity's financial statements will not be prevented or detected and corrected on a timely basis. A *significant deficiency* is a deficiency, or a combination of deficiencies, in internal control that is less severe than a material weakness, yet important enough to merit attention by those charged with governance.

Our consideration of internal control was for the limited purpose described in the first paragraph of this section and was not designed to identify all deficiencies in internal control that might be material weaknesses or significant deficiencies. Given these limitations, during our audit we did not identify any deficiencies in internal control that we consider to be material weaknesses. However, material weaknesses or significant deficiencies may exist that were not identified.

### ***Report on Compliance and Other Matters***

As part of obtaining reasonable assurance about whether the District's financial statements are free from material misstatement, we performed tests of its compliance with certain provisions of laws, regulations, contracts, and grant agreements, noncompliance with which could have a direct and material effect on the financial statements. However, providing an opinion on compliance with those provisions was not an objective of our audit and, accordingly, we do not express such an opinion. The results of our tests disclosed no instances of noncompliance or other matters that are required to be reported under *Government Auditing Standards*.

### **Purpose of this Report**

The purpose of this report is solely to describe the scope of our testing of internal control and compliance and the results of that testing, and not to provide an opinion on the effectiveness of the entity's internal control or on compliance. This report is an integral part of an audit performed in accordance with *Government Auditing Standards* in considering the entity's internal control and compliance. Accordingly, this communication is not suitable for any other purpose.

*rfarmer, llc*

January 29, 2026

**Las Animas School District RE-1  
Schedule of Expenditure of Federal Awards  
For the Year Ended June 30, 2025**

<b>GRANT TITLE</b>	<u>GRANT CODE</u>	<u>FEDERAL ALN</u>	<u>AMOUNT OF AWARD EXPENDED</u>	
<b>DEPARTMENT OF AGRICULTURE:</b>				
National School Lunch Program Cluster:				
National School Breakfast	4553	10.453	65,669	
Summer Food Program	4559	10.559	13,468	
Commodities	4555	10.555	14,211	
National School Lunch Program	4555	10.555	<u>136,468</u>	
Total				229,816
<b>DEPARTMENT OF EDUCATION/ COLORADO DEPARTMENT OF EDUCATION:</b>				
ESSER III	4414	84.425	52,244	
Stronger Program Connections Grant	4451	84.4245H	158,714	
Title VI-B	4027	84.027	152,807	
Title IV Student Support	4424	84.424	89,948	
Title II Part A	4367	84.367	33,737	
Title I, Part A	4010	84.010	<u>617,217</u>	
				<u>1,104,667</u>
<b>TOTAL FEDERAL FINANCIAL AWARDS</b>				<u><u>\$ 1,334,483</u></u>

**NOTES TO THE SCHEDULE OF EXPENDITURES OF FEDERAL AWARDS**


**NOTE 1: BASIS OF PRESENTATION**

\*: major program

The accompanying schedule of expenditures of federal awards includes the federal grant activity of Las Animas School District RE-1 and is presented on the modified accrual basis of accounting.

Las Animas School District RE-1 does not use the de minimis cost rate although they will use a cost rate per the grant agreement.

Las Animas School District RE-1 did not have any sub-recipients for 2024-25.



*Independent Auditor's Report*

Board of Education  
Las Animas School District RE-1

**Report on Compliance for Each Major Federal Program**

***Opinion on Each Major Federal Program***

We have audited Las Animas School District RE-1's compliance with the types of compliance requirements identified as subject to audit in the OMB *Compliance Supplement* that could have a direct and material effect on each of Las Animas School District RE-1's major federal programs for the year ended June 30, 2025. Las Animas School District RE-1's major federal programs are identified in the summary of auditor's results section of the accompanying schedule of findings and questioned costs.

In our opinion, Las Animas School District RE-1 complied, in all material respects, with the compliance requirements referred to above that could have a direct and material effect on each of its major federal programs for the year ended June 30, 2025.

***Basis for Opinion on Each Major Federal Program***

We conducted our audit of compliance in accordance with auditing standards generally accepted in the United States of America (GAAS); the standards applicable to financial audits contained in *Government Auditing Standards* issued by the Comptroller General of the United States (*Government Auditing Standards*); and the audit requirements of Title 2 U.S. *Code of Federal Regulations* Part 200, *Uniform Administrative Requirements, Cost Principles, and Audit Requirements for Federal Awards* (Uniform Guidance). Our responsibilities under those standards and the Uniform Guidance are further described in the Auditor's Responsibilities for the Audit of Compliance section of our report.

We are required to be independent of Las Animas School District RE-1 and to meet our other ethical responsibilities, in accordance with relevant ethical requirements relating to our audit. We believe that the audit evidence we have obtained is sufficient and appropriate to provide a basis for our opinion on compliance for each major federal program. Our audit does not provide a legal determination of Las Animas School District RE-1's compliance with the compliance requirements referred to above.

***Responsibilities of Management for Compliance***

Management is responsible for compliance with the requirements referred to above and for the design, implementation, and maintenance of effective internal control over compliance with the requirements of

laws, statutes, regulations, rules and provisions of contracts or grant agreements applicable to Las Animas School District RE-1's federal programs.

### ***Auditor's Responsibilities for the Audit of Compliance***

Our objectives are to obtain reasonable assurance about whether material noncompliance with the compliance requirements referred to above occurred, whether due to fraud or error, and express an opinion on Las Animas School District RE-1's compliance based on our audit. Reasonable assurance is a high level of assurance but is not absolute assurance and therefore is not a guarantee that an audit conducted in accordance with GAAS, *Government Auditing Standards*, and the Uniform Guidance will always detect material noncompliance when it exists. The risk of not detecting material noncompliance resulting from fraud is higher than for that resulting from error, as fraud may involve collusion, forgery, intentional omissions, misrepresentations, or the override of internal control. Noncompliance with the compliance requirements referred to above is considered material, if there is a substantial likelihood that, individually or in the aggregate, it would influence the judgment made by a reasonable user of the report on compliance about Las Animas School District RE-1's compliance with the requirements of each major federal program as a whole.

In performing an audit in accordance with GAAS, *Government Auditing Standards*, and the Uniform Guidance, we:

- Exercise professional judgment and maintain professional skepticism throughout the audit.
- Identify and assess the risks of material noncompliance, whether due to fraud or error, and design and perform audit procedures responsive to those risks. Such procedures include examining, on a test basis, evidence regarding Las Animas School District RE-1's compliance with the compliance requirements referred to above and performing such other procedures as we considered necessary in the circumstances.
- Obtain an understanding of Las Animas School District RE-1's internal control over compliance relevant to the audit in order to design audit procedures that are appropriate in the circumstances and to test and report on internal control over compliance in accordance with the Uniform Guidance, but not for the purpose of expressing an opinion on the effectiveness of Las Animas School District RE-1's internal control over compliance. Accordingly, no such opinion is expressed.

We are required to communicate with those charged with governance regarding, among other matters, the planned scope and timing of the audit and any significant deficiencies and material weaknesses in internal control over compliance that we identified during the audit.

### **Report on Internal Control Over Compliance**

*A deficiency in internal control over compliance* exists when the design or operation of a control over compliance does not allow management or employees, in the normal course of performing their assigned functions, to prevent, or detect and correct, noncompliance with a type of compliance requirement of a federal program on a timely basis. *A material weakness in internal control over compliance* is a deficiency, or a combination of deficiencies, in internal control over compliance, such that there is a reasonable possibility that material noncompliance with a type of compliance requirement of a federal program will not be prevented, or detected and corrected, on a timely basis. *A significant deficiency in internal control over compliance* is a deficiency, or a combination of deficiencies, in internal control over compliance with a type of compliance requirement of a federal program that is less severe than a material

weakness in internal control over compliance, yet important enough to merit attention by those charged with governance.

Our consideration of internal control over compliance was for the limited purpose described in the Auditor's Responsibilities for the Audit of Compliance section above and was not designed to identify all deficiencies in internal control over compliance that might be material weaknesses or significant deficiencies in internal control over compliance. Given these limitations, during our audit we did not identify any deficiencies in internal control over compliance that we consider to be material weaknesses, as defined above. However, material weaknesses or significant deficiencies in internal control over compliance may exist that were not identified.

Our audit was not designed for the purpose of expressing an opinion on the effectiveness of internal control over compliance. Accordingly, no such opinion is expressed.

The purpose of this report on internal control over compliance is solely to describe the scope of our testing of internal control over compliance and the results of that testing based on the requirements of the Uniform Guidance. Accordingly, this report is not suitable for any other purpose.

*rfarmer, Uc*  
January 29, 2026

**Las Animas School District RE-1  
Schedule of Findings and Questioned Costs  
June 30, 2025**

**Section I: Summary of Auditor's Results**

***Financial Statements***

Type of report the auditor issued on whether the financial statements audited were prepared in accordance with GAAP: **Unmodified**

Internal control over financial reporting:		
• Material weakness(es) identified?	___ Yes	<u>X</u> No
• Significant deficiency(ies) identified?	___ Yes	<u>X</u> None Reported
Noncompliance material to financial statements noted?	___ Yes	<u>X</u> No

***Federal Awards***

Internal control over major federal programs:		
• Material weakness(es) identified?	___ Yes	<u>X</u> No
• Significant deficiency(ies) identified?	___ Yes	<u>X</u> None Reported
Type of auditor's report issued on compliance for major federal programs:	<b>Unmodified</b>	
Any audit findings disclosed that are required to be reported in accordance with 2 CFR 200.516(a)?	___ Yes	<u>X</u> No
Identification of major federal programs:		
Assistance Listing Number(s):	10.453  84.424H	Name of Federal Program or Cluster: National School Lunch Program Cluster  Stronger Connections Technical Assistance & Capacity Building Grant
Dollar threshold used to distinguish between type A and type B programs:	\$ <u>750,000</u>	
Auditee qualified as a low-risk auditee?	<u>X</u> Yes	___ No

**Section II: Financial Statement Findings**

There were no findings to report.

**Section III: Federal Awards Findings**

There were no findings to report.